



ROUTERS, SANDERS AND PLANERS

ROUTERS

MRC23EVSK ROUTER SYSTEM

EXCLUSIVE TRIGGER CONTROL SYSTEM ON BOTH FIXED AND PLUNGE BASES
For greater versatility



EXCLUSIVE AFTERLOCK™ MICROFINE DEPTH ADJUSTMENT
For easy and precise bit depth adjustment



ALWAYS-ON DUAL LED LIGHTING
For enhanced visibility in bit area



ADVANCED MODULAR ROUTER SYSTEM

The MR23EVS Router Series provides total control at your fingertips. Bosch has introduced the first fixed-base router and router combo kit with trigger-controlled power switches in the base handles. Microfine depth controls save time with fast and accurate depth adjustments and LED lights provide always-on, optimal lighting to ensure precision on every job.



ROUTERS, SANDERS AND PLANERS
ROUTERS

2.3 HP ELECTRONIC FIXED-BASE ROUTER

MRF23EVS



- ▶ Trigger Control System—Trigger power switch (with lock-on button) conveniently located in handle for enhanced control
- ▶ Always-On Dual LED Lighting—For enhanced visibility in bit area
- ▶ Variable-speed dial, soft-start and Constant Response™ circuitry
- ▶ MRF01 fixed base with macro- and micro-depth setting system with ability to adjust depth from above a router table

INCLUDES

Fixed Base **MRF01**

1/4" Self-Releasing Collet Chuck
2610906283

1/2" Self-Releasing Collet Chuck
2610906284

16mm Shaft Wrench **2610991388**

24mm Collet Nut Wrench **2610992417**

T-Handle Hex Wrench **2610923193**

(3) M4 Screws for Table Mounting

Specifications	
Rating	120V AC
Amperage	15
Max. Tool HP	2.3
No Load RPM	10,000–25,000
Fixed-Base Continuous Depth Range	1-5/8"
Fixed-Base Macro Depth Steps (3)	1/2"
Collet Capacity	1/4", 3/8", 1/2", 8mm
Sub-base/Base Openings	2" / 3.75"
Height	9.5"
Weight	9.3 lbs.

Optional dust collection attachments available on pages 274, 275 and 320.

2.3 HP ELECTRONIC PLUNGE BASE ROUTER

MRP23EVS



- ▶ Trigger Control System—Trigger power switch (with lock-on button) conveniently located in handle for enhanced control
- ▶ Always-On Dual LED Lighting—For enhanced visibility in bit area
- ▶ Variable-speed dial, soft-start and Constant Response™ circuitry
- ▶ MRP01 Plunge Base with Smooth Plunge Action, Spring-Lock Plunge Lever and Depth Rod—For easy and precise plunge routing

INCLUDES

Plunge Base **MRP01**

1/4" Self-Releasing Collet Chuck
2610906283

1/2" Self-Releasing Collet Chuck
2610906284

16mm Shaft Wrench **2610991388**

24mm Collet Nut Wrench **2610992417**

Specifications	
Rating	120V AC
Amperage	15
Max. Tool HP	2.3
No Load RPM	10,000–25,000
Plunge Depth Range	3"
Plunge Base Afterlock Adjustment Range	5/8"
Collet Capacity	1/4", 3/8", 1/2", 8mm
Sub-base/Base Openings	2" / 3.32"
Height	12"
Weight	12.6 lbs.

Optional dust collection attachments available on pages 274, 275 and 320.

2.3 HP ELECTRONIC MODULAR ROUTER SYSTEM

MRC23EVSK



Same features as MRF23EVS and MRP23EVS above.

- ▶ Includes MRF01 Fixed Base and MRP01 Plunge Base
- ▶ Easy-to-pack case

INCLUDES

Fixed Base **MRF01**

Plunge Base **MRP01**

1/4" Self-Releasing Collet Chuck
2610906283

1/2" Self-Releasing Collet Chuck
2610906284

16mm Shaft Wrench **2610991388**

24mm Collet Nut Wrench **2610992417**

T-Handle Hex Wrench **2610923193**

(3) M4 Screws for Table Mounting

Carrying Case **2610004484**

Same specifications as MRF23EVS and MRP23EVS above.

Optional dust collection attachments available on pages 274, 275 and 320.



MAKE EVERY BIT COUNT

MICROGRAIN CARBIDE
FOR LONG-LASTING
EDGE RETENTION



Bosch uses micrograin carbide and a custom heat-treating process to deliver router cutting precision and long life. Bit edges are individually inspected to ensure accuracy; carbide tips are ground extra-fine to ensure clean cuts and an exceptional finish. Rely on Bosch to combine best materials and superior design to produce router bits that accentuate quality work.

Bosch router bit sets include the most popular profiles of professional-quality bits for a wide variety of applications.



BOSCH
Invented for life

2.0 HP FIXED-BASE ROUTER

1617



- ▶ Fixed base with macro- and micro-depth setting system for fast, precise adjustment
- ▶ Depth adjustment from above a router table
- ▶ Quick-clamp system allows motor to be easily adjusted or moved from base to base
- ▶ Upgraded dust-sealed power switch

INCLUDES

- 1/4" Self-Releasing Collet Chuck **2610906283**
- 1/2" Self-Releasing Collet Chuck **2610906284**
- 16mm Shaft Wrench **2610991388**
- 24mm Collet Nut Wrench **2610992417**
- Fixed Base **RA1161**

Specifications	
Rating	120V AC
Amperage	11
Max. Tool HP	2.0
No Load RPM	25,000
Fixed-Base Depth Range	1-5/8"
Fixed-Base Macro Depth Steps (3)	1/2"
Collet Capacity	1/4", 3/8", 1/2", 8mm
Sub-base/Base Opening	2" / 3-3/4"
Base Diameter	6"
Height	8-5/8"
Weight	8.1 lbs.

Optional dust collection attachments available on pages 274, 275 and 320.

2.25 HP ELECTRONIC FIXED-BASE ROUTER

1617EVS



Same features as 1617 above.

- ▶ Soft-Start—Reduces startup torque
- ▶ Variable-speed dial to match workpiece and task
- ▶ Constant Response™ Circuitry—Maintains constant speed under load

INCLUDES

- 1/4" Self-Releasing Collet Chuck **2610906283**
- 1/2" Self-Releasing Collet Chuck **2610906284**
- 16mm Shaft Wrench **2610991388**
- 24mm Collet Nut Wrench **2610992417**
- T-Handle Hex Wrench **2610923193**
- Fixed Base **RA1161**
- (3) 10-24 Screws for Table Mounting **2610925813**

Specifications	
Rating	120V AC
Amperage	12
Max. Tool HP	2.25
No Load RPM	8,000–25,000
Fixed-Base Depth Range	1-5/8"
Fixed-Base Macro Depth Steps (3)	1/2"
Collet Capacity	1/4", 3/8", 1/2", 8mm
Sub-base/Base Opening	2" / 3-3/4"
Base Diameter	6"
Height	9-1/4"
Weight	8.3 lbs.

Optional dust collection attachments available on pages 274, 275 and 320.

2.25 HP COMBINATION PLUNGE- AND FIXED-BASE ROUTER PACK

1617EVSPK



Same features as 1617EVS above.

- ▶ Plunge Base with Smooth Plunge Action, Spring-Lock Plunge Lever and Depth Rod—For easy and precise plunge routing
- ▶ Fine Adjustment on Depth Rod—For accurate depth setting
- ▶ Easy-to-pack case

INCLUDES

- 1/4" Self-Releasing Collet Chuck **2610906283**
- 1/2" Self-Releasing Collet Chuck **2610906284**
- 16mm Shaft Wrench **2610991388**
- 24mm Collet Nut Wrench **2610992417**
- T-Handle Hex Wrench **2610923193**
- Fixed Base **RA1161**
- Plunge Base **RA1166**
- Carrying Case **2610913367**
- (3) 10-24 Screws for Table Mounting **2610925813**

Specifications	
Rating	120V AC
Amperage	12
Max. Tool HP	2.25
No Load RPM	8,000–25,000
Fixed-Base Depth Range	1-5/8"
Fixed-Base Macro Depth Steps (3)	1/2"
Collet Capacity	1/4", 3/8", 1/2", 8mm
Sub-base/Base Opening	2" (fixed)/2" (plunge)
Base Diameter	6" (fixed)/6-11/16" (plunge)
Plunge Depth Range	2-5/16"
Height	9-1/4" (fixed)/11-5/8" (plunge)
Weight	8.3 lbs. (fixed)/10.0 lbs. (plunge)

Optional dust collection attachments available on pages 274, 275 and 320.



ROUTERS, SANDERS AND PLANERS
ROUTERS



BOSCH
Invented for life

OPTIONAL MEDIUM AND LARGE ROUTER ATTACHMENT COMPATIBILITY

Item #	1601-1606 Series	1611/1615 Series	1613 and 1613EVS	1613AEVS	1614 Series	1617	1617PK	1617EVS	1617EVSPK
MRF01 Fixed Base	–	–	–	–	–	–	–	–	–
MRP01 Plunge Base	–	–	–	–	–	–	–	–	–
RA1054 Router Guide	–	●	●	●	–	●	●	●	●
RA1100 Threaded Template Guide Interface	RA1110†	RA1110†	●	Z	●	Z	Z	Z	Z
RA1126 Quick-Change Template Guide Adapter	–	–	Built in	●	–	●	●	●	●
RA1151 Centering Cone	–	–	–	●	–	●	●	●	●
RA1152 Offset Bit Wrenches	–	–	●	●	–	●	●	●	●
RA1160/RA1161 Fixed Base	–	–	–	–	–	Included	Included	Included	Included
RA1162 D-Handle Base	–	–	–	–	–	–	–	–	–
RA1165 Under-Table Base	–	–	–	–	–	*	*	*	*
RA1166 Plunge Base	–	–	–	–	–	●	Included	●	Included
RA1171, RA1181/ RA1180/RA1182 Router Tables	–	Δ	●	●	Δ	●	FB	●	FB
RA1172AT Dust Hood Kit	–	–	–	–	–	●	–	●	–
RA1173AT Dust Hood Kit	–	–	–	–	–	–	●	–	●
RA1175 Edge Forming Dust Hood	–	–	●	●	–	●	●	●	●
RA1176AT Edge Forming/ Fixed-Base Dust Hood	–	–	–	–	–	–	–	–	–
RA1177AT Edge Forming/Fixed and Plunge Base Dust Hood	–	–	–	–	–	–	–	–	–
RA1200 Router Table	–	○	●	●	○	●	FB	●	FB
RA1250 Mounting Plate	–	●	●	●	●	●	FB	●	FB
1/4" Collet Chuck 2610906283	†	2610906288	Included	Included	3607000639	Included	Included	Included	Included
1/2" Collet Chuck 2610906284	†	–	Included	Included	–	Included	Included	Included	Included
3/8" Collet Chuck 2610906287	–	2610906294	●	●	–	●	●	●	●
8mm Collet Chuck 3607000645	–	–	●	●	–	●	●	●	●

Notes:

● = Compatible

* = Only for use in router table with 1617/18 series router motors

FB = Compatible with fixed base only

† = Requires model other than the item number listed in far left column

Δ = Requires RA1185 mounting plate

○ = Requires RA1250 mounting plate

Z = Quick-Change template guide adapter RA1126 (2610991370) required

S = For use with 1617/1618 series router motors

X = For use with MR23EVS series router motors

Item #	1618	1618EVS	1619EVS	MRP23EVS	MRF23EVS	MRC23EVS	RA1200	RA1171, TA1181
MRF01 Fixed Base	–	–	–	●	Included	Included	X	X
MRP01 Plunge Base	–	–	–	Included	●	Included	–	–
RA1054 Router Guide	●	●	●	●	●	●	–	–
RA1100 Threaded Template Guide Interface	Z	Z	Z	Z	Z	Z	–	–
RA1126 Quick-Change Template Guide Adapter	●	●	●	●	●	●	–	–
RA1151 Centering Cone	●	●	●	●	●	●	–	–
RA1152 Offset Bit Wrenches	–	–	●	–	●	●	–	–
RA1160/RA1161 Fixed Base	●	●	–	–	–	–	S	S
RA1162 D-Handle Base	●	●	–	–	–	–	–	–
RA1165 Under-Table Base	*	*	–	–	–	–	S	S
RA1166 Plunge Base	●	●	–	–	–	–	–	–
RA1171, RA1181/ RA1180/RA1182 Router Tables	–	–	●	–	●	FB	–	–
RA1172AT Dust Hood Kit	●	●	–	–	–	–	–	–
RA1173AT Dust Hood Kit	–	–	–	–	–	–	–	–
RA1175 Edge Forming Dust Hood	●	●	●	●	●	●	–	–
RA1176AT Edge Forming/ Fixed-Base Dust Hood	–	–	–	–	●	●	–	–
RA1177AT Edge Forming/Fixed and Plunge Base Dust Hood	–	–	–	●	●	●	–	–
RA1200 Router Table	–	–	●	–	●	FB	–	–
RA1250 Mounting Plate	–	–	●	–	●	FB	●	–
1/4" Collet Chuck 2610906283	Included	Included	Included	Included	Included	Included	–	–
1/2" Collet Chuck 2610906284	Included	Included	Included	Included	Included	Included	–	–
3/8" Collet Chuck 2610906287	●	●	●	●	●	●	–	–
8mm Collet Chuck 3607000645	●	●	●	●	●	●	–	–



ROUTERS, SANDERS AND PLANERS
ROUTER ATTACHMENTS COMPATIBILITY



MEDIUM AND LARGE ROUTER ATTACHMENTS

FIXED BASES



- ▶ Trigger Control System—Trigger power switch (with lock-on button) conveniently located in handle for enhanced control
- ▶ Versatile Fixed-Base Depth Adjustment System—For easy-and-precise bit depth adjustment. Features 1-5/8" (41mm) continuous microfine adjustment range and hex wrench for microfine adjustment through top of optional router table
- ▶ Macro and Microfine Adjustment System with Resettable Depth Indicator—For fast, precise bit depth adjustment
- ▶ Large 3-3/4" Base Opening and 2" Sub-base Opening—Accepts larger bits and provides better viewing visibility
- ▶ Precision Centering Design—Makes it easy to keep bit on intended outline when using jigs, templates, dovetail fixtures and similar guidance devices

Item #	Description
MRF01	Fixed base for use with MR23EVS series routers. Includes table-mounting hardware and adjustment wrench



- ▶ Macro and microfine adjustment system with resettable depth indicator—For fast, precise bit depth adjustment
- ▶ Large 3-3/4" base opening and 2" sub-base opening—Accepts larger bits and provides better viewing visibility
- ▶ Precision Centering Design—Makes it easy to keep bit on intended outline when using jigs, templates, dovetail fixtures and similar guidance devices

Item #	Description
RA1161	Fixed base for use with 1617-18 series router motors. Same router table features as RA1165. Includes table-mounting hardware and adjustment wrench

Optional dust collection attachments available below and on pages 275 and 320.

ROUTER TABLE BASE

- ▶ Designed for router table usage
- ▶ Wrench access from above table for convenient depth adjustment
- ▶ Wide 3-3/4" base opening allows for use of large bits
- ▶ Toolless Base Change—Quick-clamp system allows motor to be moved with ease
- ▶ Base is pre-drilled and tapped for Bosch four-hole mounting pattern, plus industry-standard three-hole mounting pattern
- ▶ For use with 1617-18 series router motors



Item #	Includes
RA1165	Mounting hardware, adjustment wrench and chip shield

Optional dust collection attachments available to the right and on pages 275 and 320.

PLUNGE BASES



- ▶ Trigger Control System—Trigger power switch (with lock-on button) conveniently located in handle for enhanced control
- ▶ Afterlock™ Microfine Depth Adjustment—For easy-and-precise bit depth adjustment at any plunge setting
- ▶ Smooth Plunge Action, Spring-Lock Plunge Lever and Depth Rod—For easy and precise plunge routing
- ▶ Adjustable Turret Stop—Makes it easy to set any cumulative depth for multiple-pass operations
- ▶ Wide 3-5/16" Base Opening and 2" Sub-base Opening—Accepts larger bits and provides better visibility
- ▶ Precision Centering Design—Makes it easy to keep bit on intended outline when using jigs, templates, dovetail fixtures and similar guidance devices
- ▶ Contoured Soft-Grip Handles—Provides enhanced control and comfort
- ▶ Plunge-Release Lever—Conveniently located to allow maximum control

Item #	Description
MRP01	Plunge base for use with MR23EVS series routers

- ▶ Fine Adjustment on Depth Rod—For fast, accurate bit depth setting
- ▶ Wide 3-5/16" base opening and 2" sub-base opening—Accepts larger bits and provides better visibility
- ▶ Precision Centering Design—Makes it easy to keep bit on intended outline when using jigs, templates, dovetail fixtures and similar guidance devices
- ▶ Contoured Soft-Grip Handles—Provides enhanced control and comfort
- ▶ Plunge-Release Lever—Conveniently located to allow maximum control
- ▶ Plunge depth range of 2-5/16"



Item #	Description
RA1166	For use with 1617-18 series router motors

Optional dust collection attachments available below and on pages 275 and 320.

DELUXE ROUTER GUIDE

- ▶ Precision fine adjustment control
- ▶ Guides cut along the workpiece or up to 8" in from edge
- ▶ Easily converts into circle guide for making arcs and circles up to 32" in diameter
- ▶ Fits models 1613, 1617, 1618, 1619 and MR23EVS-series routers and bases plus PR011 and PR111 palm router plunge bases



Item #	Includes
RA1054	Pivot plate, dust extraction hood, vacuum hose adapter and attachment hardware

CENTERING CONE

- ▶ For precise centering of router sub-bases or template guides

See page 280 for template guides.



Item #	Description
RA1151	For use with all Bosch routers that have precision centering design, including palm routers

OFFSET ROUTER BIT WRENCHES

- ▶ Allows easy bit changes on routers installed in router tables
- ▶ Includes 24mm collet wrench and 16mm shaft wrench



Item #	Description
RA1152	For use with Bosch MR23EVS-Series router motors and 1617-18-Series router motors

DUST COLLECTION ATTACHMENTS

EDGE-FORMING SINGLE DUST EXTRACTION HOOD



- ▶ Hose port angle maximizes collection efficiency, keeps hose out of the way
- ▶ See chart on pages 272–273 for router compatibility
- ▶ Also works with PR011 palm router plunge bases



Item #	Includes
RA1175	One vacuum adapter for 35mm, 1-1/4" and 1-1/2" hoses

TWO-HOOD DUST EXTRACTION KIT



- ▶ With dust extraction hoods for edge-forming and flat-surface applications
- ▶ Consists of RA1175, plus hood for flat work surface applications with fixed base



Item #	Description
RA1172AT	Fits 1617/1618 series
RA1176AT	Fits MRF23EVS

THREE-HOOD DUST EXTRACTION KIT



- ▶ With dust extraction hoods for edge forming and flat surface applications
- ▶ Consists of two-hood kit, plus hood for flat work surface applications with plunge base



Item #	Description
RA1173AT	Fits 1617EVSPK
RA1177AT	Fits MRP23EVS and MRC23EVS



ROUTERS, SANDERS AND PLANERS
ROUTER ATTACHMENTS



BOSCH
Invented for life

ROUTER TABLES

BENCHTOP ROUTER TABLE

RA1171



- ▶ Smooth laminated top for precision woodworking with 25" x 15-1/2" work surface
- ▶ 4-7/8" x 25-1/8" aluminum fence with adjustable MDF face plates. Outfeed can be offset for jointing
- ▶ Rigid aluminum router mounting plate pre-drilled for a wide variety of routers
- ▶ Starter pin and guard included. Offers support for routing curved work pieces
- ▶ Dust ports on fence and in cabinet fit standard 2-1/2" vacuum hoses
- ▶ Two adjustable featherboards mount on fence or table to guide work
- ▶ Dual outlet switch with 6' power cord. Lock helps prevent unauthorized use

INCLUDES

(2) Adjustable Featherboards **2610927685**
 (3) Mounting Plate Insert Rings to Adjust Opening Bit Size **2610915125**
 Adjustable Clear Guard **2610927687**
 Starter Pin **2610927738**
 Starter Pin Guard **2610915134**
 (2) Outfeed Fence Shims—1/16" thick **2610927690**
 Hardware for Mounting Routers

Specifications	
Height	14-1/2"
Depth	15-7/8"
Width	25-1/2"
Max. Fence Opening	3-3/16"
Max. Throat Opening	3-5/8"
Cord Length	6"

Optional dust collection attachment available on page 320.



ROUTERS, SANDERS AND PLANERS ROUTER TABLES AND ACCESSORY

BENCHTOP ROUTER TABLE

RA1181



- ▶ Large precision machined 27" x 18" aluminum work surface
- ▶ 4-7/8" x 25-1/8" aluminum fence with adjustable MDF face plates. Outfeed can be offset for jointing
- ▶ Rigid aluminum router mounting plate pre-drilled for a wide variety of routers
- ▶ Starter pin and guard included. Offers support for routing curved work pieces
- ▶ Dust collection port on fence fits standard 2-1/2" vacuum hoses
- ▶ Two adjustable featherboards mount on fence or table to guide work
- ▶ Dual outlet switch with 6' power cord. Lock helps prevent unauthorized use

INCLUDES

(2) Adjustable Featherboards **2610927685**
 (3) Mounting Plate Insert Rings to Adjust Opening Bit Size **2610915125**
 Adjustable Clear Guard **2610927687**
 Starter Pin **2610927738**
 Starter Pin Guard **2610915134**
 (2) Outfeed Fence Shims—1/16" thick **2610927690**
 Hardware for Mounting Routers


Specifications	
Height	14-1/2"
Depth	18"
Width	27"
Max. Fence Opening	3-3/16"
Max. Throat Opening	3-5/8"
Cord Length	6"

Optional dust collection attachment available on page 320.

ROUTER TABLE ACCESSORY

MOUNTING PLATE

- ▶ For use with RA1200
- ▶ Strong thermoset 3/8" thick phenolic mounting plate
- ▶ Ready to be drilled to accept most routers (except D-handle models)



Item #
RA1250

Includes
Corner mounts and insert rings

PALM ROUTERS



Colt™ Palm Routers are the first small routers to combine power, precision, versatility and comfort. They're perfect for many routing tasks, including rounding off deck planks and railings, creating decorative edges, cutting slots and grooves, trimming laminates and cabinet face frames, making window cut-outs, and routing decorative inlays and dovetails.

COLT™ ELECTRONIC SINGLE-SPEED PALM ROUTER

PR10E



- ▶ Soft-start and Constant Response™ circuitry to maintain speed under load
- ▶ Ergonomic router body for comfort
- ▶ Versatile bit-changing system for fast, easy bit changes using two wrenches or one wrench and spindle lock
- ▶ PR001 fixed base with macro- and micro-depth setting system

INCLUDES

Motor **PR10E**, Fixed Base **PR001**
 1/4" Self-Releasing Collet Chuck
2609160084
 10mm Shaft Wrench **2609110786**
 17mm Collet Wrench **2609110438**

Specifications	
Rating	120V AC
Amperage	5.6
Max. Tool HP	1
No Load RPM	35,000
Depth Range	1-1/8"
Collet Capacity	1/4"
Base Opening	1-9/16"
Height	7.5"
Weight	3.2 lbs.

Optional dust collection attachments available on pages 279 and 320.

COLT™ ELECTRONIC VARIABLE-SPEED PALM ROUTER KIT

PR20EVSK



Same features as PR10E above.

- ▶ Variable-speed dial to match workpiece and task
- ▶ Soft-grip body for added comfort
- ▶ Straight edge guide leads router along edge of workpiece or up to 3-5/8" in from edge

INCLUDES

Motor **PR20EVS**, Fixed Base **PR001**
 1/4" Self-Releasing Collet Chuck
2609160084
 10mm Shaft Wrench **2609110786**
 17mm Collet Wrench **2609110438**
 Straight Edge Guide **PR002**
 Carrying Case

Specifications	
Rating	120V AC
Amperage	5.6
Max. Tool HP	1
No Load RPM	16,000–35,000
Depth Range	1-1/8"
Collet Capacity	1/4"
Base Opening	1-9/16"
Height	7.5"
Weight	3.3 lbs.

Optional dust collection attachments available on pages 279 and 320.

COLT™ ELECTRONIC VARIABLE-SPEED PALM ROUTER COMBINATION KIT

PR20EVSPK



Same features as PR20EVSK above.

- ▶ PR011 Plunge Base with Smooth Plunge Action and Spring-Lock Plunge Lever and Depth Rod—For easy and precise plunge routing
- ▶ Fine Adjustment on Depth Rod—For accurate depth setting

INCLUDES

Motor **PR20EVS**, Fixed Base **PR001**
 Plunge Base **PR011**
 1/4" Self-Releasing Collet Chuck
2609160084
 10mm Shaft Wrench **2609110786**
 17mm Collet Wrench **2609110438**
 Straight Edge Guide **PR002**
 Carrying Case

Specifications	
Rating	120V AC
Amperage	5.6
Max. Tool HP	1
No Load RPM	16,000–35,000
Fixed-Base Depth Range	1-1/8"
Plunge Depth Range	2-1/8"
Collet Capacity	1/4"
Base Opening	1-9/16" (fixed)/ 2-5/16" (plunge)
Height	7.5" (fixed)/ 9.0" (plunge)
Weight	3.3 lbs. (fixed)/ 6.0 lbs. (plunge)

Optional dust collection attachments available on pages 274, 275, 279 and 320.



ROUTERS, SANDERS AND PLANERS
PALM ROUTERS



BOSCH
Invented for life

COLT™ ELECTRONIC VARIABLE-SPEED PALM ROUTER INSTALLER'S KIT

PR20EVSNK



Same features as PR20EVSK on page 277.

- ▶ Tilt Base with Detents at Key Angles—Allows routing at special angles and in hard-to-reach areas
- ▶ Offset Base with Spindle Lock—Allows routing near vertical surfaces, such as when trimming laminate applied to top of countertop backsplash
- ▶ Underscribe Attachment—Mounts to fixed base for creating precise seams between sheets of laminates
- ▶ Roller Guide—Guides router when non-bearing bit or unpiloted bit is used

Specifications	
Rating	120V AC
Amperage	5.6
Max. Tool HP	1.0
No Load RPM	16,000–35,000
Collet Capacity	1/4"
Base Opening	1-9/16"
Height	7.5"
Weight	3.3 lbs.

Optional dust collection attachment available on pages 279 and 320.

INCLUDES

- Motor **PR20EVS**
- Fixed Base **PR001**
- 1/4" Self-Releasing Collet Chuck **2609160084**
- 10mm Shaft Wrench **2609110786**
- 17mm Collet Wrench **2609110438**
- Straight Edge Guide **PR002**
- Roller Guide **PR003**
- Offset Base with Roller Guide **PR004**
- Tilt Base **PR005**
- Underscribe Plate with Wrenches **PR006**
- Carrying Case

PALM ROUTER ATTACHMENTS

STRAIGHT EDGE GUIDE FOR PALM ROUTER

- ▶ Guides fixed-base router along edges of workpiece or to up to 3-5/8" in from edge
- ▶ Works with PR001 fixed bases



Item #	Includes
PR002	Mounting hardware

OFFSET BASE WITH ROLLER GUIDE FOR PALM ROUTER

- ▶ Offset Base with Spindle Lock—Allows routing near vertical surfaces, such as when trimming laminate applied to top of countertop backsplash
- ▶ Quick-Clamp System—Allows motor to be easily adjusted or moved from base to base
- ▶ Spindle Lock—For easy bit changes
- ▶ Durable aluminum and steel construction
- ▶ For use with PR10E and PR20EVS



Item #	Includes
PR004	Base cover, polycarbonate sub-base, 1/4" self-releasing collet, drive gear, special roller guide for PR004 and comfortable forged wrench

FIXED BASE FOR PALM ROUTER

- ▶ Quick-Clamp System—Allows motor to be easily adjusted or moved from base to base
- ▶ Enhanced Bit Capacity—Fixed Base accepts bits up to 1-5/16" in diameter
- ▶ Finger Support Pockets—For additional stability, especially when trimming edges
- ▶ For use with PR10E and PR20EVS



Item #	Includes
PR001	Polycarbonate sub-base

ROLLER GUIDE FOR PALM ROUTER

- ▶ Guides fixed-base router when non-bearing bit or unpiloted bit is used
- ▶ Works with PR001 fixed base only



Item #	Includes
PR003	Mounting hardware

TILT BASE FOR PALM ROUTER

- ▶ Tilt Base with Detents at Key Angles—Allows routing at special angles and in hard-to-reach areas
- ▶ Quick-Clamp System—Allows motor to be easily adjusted or moved from base to base
- ▶ Toolless tilt adjustment range of 70°–30° to 45°
- ▶ Detents Every 7.5°—For easy setting of common angles
- ▶ Fast-and-precise depth adjustment system
- ▶ Durable aluminum and steel construction
- ▶ For use with PR10E and PR20EVS



Item #	Includes
PR005	Polycarbonate sub-base

UNDERSCRIBE PLATE WITH WRENCHES FOR PALM ROUTER

- ▶ Underscribe Attachment—Mounts to fixed base for creating precise seams between sheets of laminates
- ▶ Easy front-to-back adjustment
- ▶ Shield at bottom of bit recess prevents bit from hitting guiding piece of laminate
- ▶ Works with PR001 fixed base and PR011 plunge base



Item #	Includes
PR006	Guide plate, adjustment cam, adjusting tool, wrench, hardware

FIXED-BASE SUB-BASE FOR USE WITH BOSCH RA-SERIES TEMPLATE GUIDES

- ▶ Accepts Bosch RA-series template guides (not included)
- ▶ Precision Centering Design Allows Accurate Positioning of Bit within Sub-Base and Template Guides—Makes it easy to follow intended cut line when using jigs, templates, dovetail fixtures and similar guidance devices
- ▶ Smooth, long-wearing phenolic construction
- ▶ For use with PR10E and PR20EVs



Item #	Includes
PR009	Mounting hardware

BASE COVER FOR PALM ROUTER

- ▶ For use with PR20EVS or PR10E



Item #	Description
PR008	Provides extra insulation from heat in heavy-use situations

NEW

FIXED-BASE SUB-BASE FOR USE WITH THREADED TEMPLATE GUIDES

- ▶ Accepts common threaded template guides (not included)
- ▶ Precision Centering Design Allows Accurate Positioning of Bit within Sub-Base and Template Guides—Makes it easy to follow intended cut line when using jigs, templates, dovetail fixtures and similar guidance devices
- ▶ Smooth, long-wearing phenolic construction
- ▶ For use with PR10E and PR20EVs



Item #	Includes
PR110	Mounting screws

PLUNGE BASE FOR PALM ROUTERS

- ▶ Smooth Plunge Action, Spring-Lock Plunge Lever Depth Rod—For easy and precise plunge routing
- ▶ Fine Adjustment on Depth Rod—For accurate depth setting
- ▶ Quick-Clamp System allows motor to be easily moved from base to base
- ▶ Precision Centering Design—Makes it easy to keep bit on intended cutline
- ▶ Accepts RA1054 deluxe router guide, RA1175 and PR012 dust extraction hoods and RA1126 template guide adapter




Item #	Includes
PR011	Translucent sub-base. Works with PR10E and PR20EVs

PALM ROUTER DUST COLLECTION ATTACHMENTS

SIDE-HANDLE SUB-BASE WITH DUST EXTRACTION PORT

- ▶ Side Handle—Provides additional gripping location for support of router
- ▶ Includes vacuum hose port and dust extraction hood for user when edge forming
- ▶ Accepts Bosch VAC005-VAC008 and VAC021 vacuum hose or standard 1-1/4" and 1-1/2" hoses
- ▶ Can be used with PR006 underscribe attachment for creating precision seams between two sheets of laminates. Connection to dust extraction system provides excellent means to prevent chips from getting under laminate sheets and into glue
- ▶ Not for use with template guides
- ▶ Works with PR001 fixed base



Item #	Includes
PR007	Offset sub-base with side handle, hose port, dust collection hood for use when edge forming, two sets of attachment screws, mounting screws, VAC002 vacuum hoses adapter

DUST EXTRACTION HOOD FOR PLUNGE BASE

- ▶ Hood for work on flat surface
- ▶ Port can be positioned to front or back
- ▶ Accepts Bosch VAC005-VAC008 vacuum hoses on standard 1-1/4" or 1-1/2" hoses
- ▶ Works with PR011 plunge base



Item #	Includes
PR012	VAC002 vacuum hose adapter, mounting hardware

ROUTERS, SANDERS AND PLANERS
PALM ROUTER ATTACHMENTS



BOSCH
Invented for life

TEMPLATE GUIDE SYSTEM

The Bosch RA-Series template guides (also called guide bushings) are available in a wide range of sizes for various template routing applications. When used with the Bosch quick-change toolless template guide adapter, they can be inserted and removed quickly and easily. For those who own common threaded template guides sized for a 1-3/8" counter bore, Bosch offers the RA1100 Interface to allow them to be used with the Bosch quick-change toolless template guide adapter. See page 275 for RA1151 centering cone.

TEMPLATE GUIDE COMPATIBILITY

RA-Series Template Guides

- ▶ 1613, 1613EVS, 1614, 1614EVS—The Bosch RA-Series template guides are attached to these routers by using the router's built-in template guide adapter
- ▶ 1613AEVS, 1617, 1617EVS, 1618, 1618EVS, 1619EVS, MRF23EVS, MRP23EVS, MRC23EVS—The Bosch RA-Series template guides are attached to these routers by using the RA1126 Template Guide Adapter (sold separately)
- ▶ PR10E and PR20EVS—The Bosch RA-Series template guides are attached to these routers by placing the template's flange in recess at top of the PR009 Fixed-Base Sub-base (sold separately) and then mounting it to the router
- ▶ PR011 Plunge Base—The Bosch RA-Series template guides are attached to these routers by using the RA1126 Template Guide Adapter (sold separately)

Threaded Template Guides

- ▶ See interfaces for threaded template guides below

QUICK-CHANGE TOOLLESS TEMPLATE GUIDE ADAPTER

- ▶ Available by itself and included with RA1128 and RA1129 sets (see below)



Item #	Description
RA1126	For use with 1613EVS, 1617-18 Series, 1619EVS, and MR23EVS-Series routers and PR009 and PR011 router attachments

INTERFACES FOR THREADED TEMPLATE GUIDES

- ▶ These interfaces allow Porter-Cable®, Black and Decker®, and similar threaded template guides that fit into a 1-3/8" counter-bore to be used with Bosch routers
- ▶ See description for compatibility



RA1100



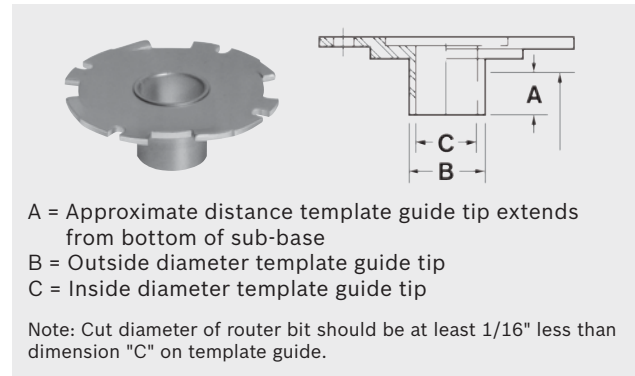
RA1110

Item #	Description
RA1100	Allows Porter-Cable®, Black & Decker® and similar threaded template guides to be used with newer Bosch routers. Requires RA1126 adapter with 1613EVS, 1617-1618 series, MR23EVS and PR011 Plunge Base. Requires PR009 with PR10E and PR20EVS Palm Routers' PR001 Fixed Base.
RA1110	For use with older Bosch routers that use the Bosch "standard style" template guide adapter system

TEMPLATE GUIDE SIZES

- ▶ Available individually. See below for RA1128 template guide set

Primary Application	Template Guide Item #	Template Guide Dimensions		
		A	B	C
General	RA1107	5/16"	7/16"	3/8"
General	RA1109	7/16"	1/2"	13/32"
General	RA1111	3/16"	5/8"	17/32"
General	RA1115	3/16"	3/4"	21/32"
General	RA1117	31/64"	13/16"	5/8"
General	RA1119	31/64"	1"	25/32"
Large Dovetail	RA1105	9/64"	7/16"	3/8"
Radius Hinge, 1/4"	RA1113	1/2"	5/8"	17/32"
Radius Hinge, 5/8"	RA1121	7/16"	1-3/8"	1-19/64"
Small Dovetail	RA1103	9/64"	5/16"	17/64"
Router Inlay Kit	RA1101	3/16"	5/16"	1/4"



RA1128

SETS

Item #	# of Pieces	Includes
RA1128	9	(1) RA1126 template guide adapter, (1) RA1103, (1) RA1105, (1) RA1109, (1) RA1113, (1) RA1115, (1) RA1121, (1) RA1100 interface and case
RA1129	2	(1) RA1126 template guide adapter, (1) RA1100 interface

INLAY KIT



RA1127

Item #	# of Pieces	Includes
RA1127	2	(1) RA1101 template guide with offset ring, (1) 85213M router bit plus instructions

ROUTING ACCESSORIES

JAMB GAUGE BLOCKS

- ▶ Must be used when transferring hinge location from metal jambs to wood doors. Used with 83038 Deluxe Hinge Template. Order three of a size for three-hinge doors and four of a size for four-hinge doors.



Item #	Hinge Size
83044	3"
83045	3-1/2"
83046	4"
83047	4-1/2"
83048	5"

EXTRA TEMPLATE NAILS



For Hinge Template Kit #	Use Nail Item #
83000, 83001, 83002, 83003	83008 (12 pk)
83037	83018 (1 pk)

EXTRA-LONG LINK RAILS




Item #	Description
83004	Special link rails for use with 83002 and 83038 hinge templates when mortising three hinge, 8' door (2 pcs)

INDUSTRIAL ROUTER BITS

Bosch uses its improved micrograin carbide and a special heat-treating process to provide router bit precision and durability. This accuracy is achieved across hundreds of profiles for mortising, spiral cuts and edging in wood, plus specialty cuts in plastic and laminate.

**Long
Life
Carbide**



ROUTERS, SANDERS AND PLANERS
ROUTER ACCESSORIES AND BITS



BOSCH
Invented for life

STRAIGHT/MORTISING ROUTER BITS



LASER DEPTH SCALE

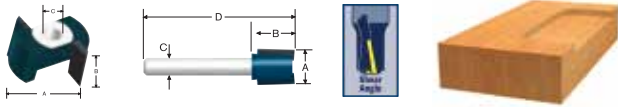


Laser-engraved markings allow for fast, easy set up and precise depth of cut. This feature is only available on carbide-tipped straight bits.

CARBIDE-TIPPED HINGE MORTISING BITS

Micrograin bits cut fast for mortises when work is started at the edge and provide a smooth finish cut that is ideal for surfacing operations. Useful when good chip clearance is important, especially in gummy wood.

- ▶ 82816 shank for use with 85234M cutter
- ▶ 92839 and 92840 are shanks for use with 85238M cutter
- ▶ 85158 and 85159 are high-speed steel bits



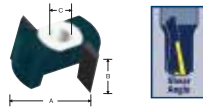
Item #	A. Overall Diameter	B. Cutting Edge Length	C. Shank Diameter	D. Overall Length	Thread
85158	7/16"	3/8"	1/4"	1-7/8"	—
85159	1/2"	13/32"	1/4"	2-1/4"	—
85249M	1/2"	3/4"	1/4"	2"	—
85236M	5/8"	3/4"	1/4"	2"	—
85248M	3/4"	3/4"	1/4"	2"	—
85234M*	1/2"	1/2"	—	—	1/4"-28
82816	—	—	1/4"	1-13/16"	1/4"-28
85238M*	1-1/4"	5/8"	—	—	5/16"-24
92839	—	—	1/4"	1-5/8"	5/16"-24
92840	—	—	1/2"	1-13/16"	5/16"-24

*Features shear angle

CARBIDE-TIPPED LOCK MORTISING BITS

For micrograin bits that work with lock mortisers using 1/4"-28 thread. Mount directly on the spindle shaft of Bosch item 1604LM or Porter-Cable® 513.

- ▶ 82816 shank allows lock mortising cutters to be used in portable routers

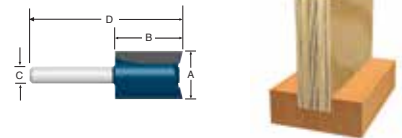


Item #	A. Overall Diameter	B. Cutting Edge Length	C. Shank Diameter	Thread	Description
85634M*	3/4"	1/2"	—	1/4"-28	Cutter
85635M*	1"	1/2"	—	1/4"-28	Cutter
85636M*	1-1/4"	5/8"	—	1/4"-28	Cutter
82816	—	—	1/4"	1/4"-28	Arbor

*Features shear angle

CARBIDE-TIPPED PLYWOOD MORTISING BITS

Micrograin bits designed with undersized cut diameters to match up to the actual thickness of 1/4", 1/2" and 3/4" plywood. Produces a tight fit when mortising standard plywood.



Item #	A. Overall Dia.	B. Cutting Edge Length	C. Shank Dia.	D. Overall Length	Application
84601M	31/64"	3/4"	1/4"	2-1/4"	1/2" plywood
84602M	23/32"	3/4"	1/4"	2"	3/4" plywood
84603M	23/32"	1-1/4"	1/2"	2-7/8"	3/4" plywood
RBS024SXW	Down Shear plywood mortising set includes (1) 1/4", (1) 1/2" and (1) 3/4" plywood bits with 1/2" shank				
RBS023XW	Plywood mortising set includes (1) 84600M, (1) 84601M and (1) 84602M				

CARBIDE-TIPPED STAIR ROUTING BIT

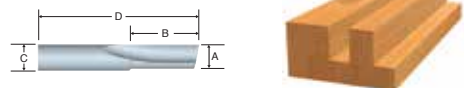
Micrograin bit cuts a dovetail-like joint for cutting stair stringers to accept stair treads.



Item #	A. Overall Diameter	B. Cutting Edge Length	C. Shank Diameter	D. Overall Length	Angle
85413M	7/8"	7/8"	1/2"	2-3/8"	3°

SOLID CARBIDE DOUBLE-FLUTE STRAIGHT BITS

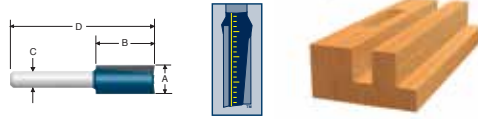
Micrograin bits provide exceptional smoothness of cut and balanced cutting with minimal vibration. Positive hook angles cut efficiently; specially designed tips offer fast plunge cutting. Strong webbing and heavy cutter backing provide superior bit life.



Item #	A. Overall Diameter	B. Cutting Edge Length	C. Shank Diameter	D. Overall Length
85213M	1/8"	1/2"	1/4"	2"
85214M	3/16"	7/16"	1/4"	2"
85617M	1/4"	1"	1/4"	3"

CARBIDE-TIPPED DOUBLE-FLUTE STRAIGHT BITS

Micrograin bits are designed for excellent smoothness of cut and balanced cutting with minimal vibration. Positive hook angles cut efficiently while specially designed tips provide fast plunge cutting. Strong webbing and heavy cutter backing extend bit life.

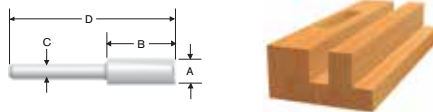


Item #	A. Overall Diameter	B. Cutting Edge Length	C. Shank Diameter	D. Overall Length
85221M	1/4"	5/8"	1/4"	2"
85250M	1/4"	7/8"	1/4"	2-1/8"
85460M*	1/4"	3/4"	1/2"	2-1/2"
85613M*	1/4"	1"	1/4"	2-1/4"
85459M*	1/4"	1"	1/4"	2-7/8"
85224M	5/16"	1"	1/4"	2-1/4"
85277M	3/8"	3/4"	1/2"	2-1/2"
85225M	3/8"	1"	1/4"	2-1/4"
85241M	3/8"	1"	1/2"	2-3/4"
85276M	3/8"	1"	3/8"	2-1/2"
84207M	3/8"	1-1/4"	1/2"	3"
85226M	7/16"	1"	1/4"	2-1/4"
85227M	1/2"	1"	1/4"	2-1/4"
85427M	1/2"	1"	1/2"	2-5/8"
84209M	1/2"	1"	3/8"	2-1/2"
84210M	1/2"	1-1/4"	1/2"	2-7/8"
85242M	1/2"	1-1/2"	1/2"	3-1/8"
85256M	1/2"	1-1/2"	1/2"	4-1/4"
85251M	1/2"	2"	1/2"	4-1/4"
85252M*	1/2"	2-1/2"	1/2"	4-1/2"
85229M	9/16"	3/4"	1/4"	2"
85230M	5/8"	3/4"	1/4"	2"
85454M	5/8"	1-1/4"	1/2"	2-7/8"
85232M	3/4"	3/4"	1/4"	2"
85265M	3/4"	1-1/4"	1/2"	2-7/8"
85222M	3/4"	2"	3/4"	4"
85272M	3/4"	2"	1/2"	3-5/8"
82085M	3/4"	2-1/2"	3/4"	4-1/2"
85273M	25/32"	1-1/4"	1/2"	2-7/8"
85458M	7/8"	1-1/4"	1/2"	2-7/8"
85243M	1"	1-1/4"	1/2"	2-7/8"
85465M	1-1/8"	1-1/4"	1/2"	2-7/8"
85466M	1-1/4"	1-1/4"	1/2"	2-7/8"
85469M	1-1/2"	1-1/4"	1/2"	2-7/8"

*Not guaranteed against breakage due to extreme length

HIGH-SPEED STEEL DOUBLE-FLUTE STRAIGHT BITS

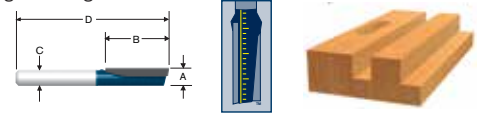
Provide smooth and balanced cutting with minimal vibration. Positive hook angles cut efficiently while specially designed tips provide fast plunge cutting. Strong webbing and heavy cutter backing extend bit life.



Item #	A. Overall Diameter	B. Cutting Edge Length	C. Shank Diameter	D. Overall Length
85180	1/4"	1-1/8"	1/4"	2-3/8"
85102	5/8"	5/8"	1/4"	1-5/8"
85104	3/4"	5/8"	1/4"	1-5/8"

CARBIDE-TIPPED SINGLE-FLUTE STRAIGHT BITS

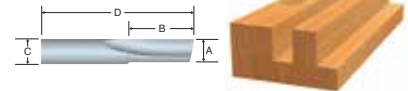
Micrograin bits designed for applications where high production feed rates are essential. Optimum chip clearance and specially designed tip offer fast plunge cutting.



Item #	A. Overall Diameter	B. Cutting Edge Length	C. Shank Diameter	D. Overall Length
84206M	1/4"	3/4"	1/4"	2"
85404M	1/4"	3/4"	1/2"	2-1/2"
85410M	1/4"	1"	1/4"	2-1/4"
85412M	9/32"	3/4"	1/4"	2"
85263M	3/8"	1"	3/8"	2-1/2"
85419M	3/8"	1-1/4"	3/8"	2-7/8"
85409M	3/8"	1"	1/2"	2-3/4"
85426M	1/2"	1-1/4"	1/2"	3-1/8"
85402M	1/2"	1-1/2"	1/2"	3-1/8"
85264M	1/2"	2"	1/2"	4-1/4"

SOLID CARBIDE SINGLE-FLUTE STRAIGHT BITS

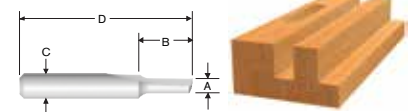
Designed for operations where high production feed rates are essential.



Item #	A. Overall Diameter	B. Cutting Edge Length	C. Shank Diameter	D. Overall Length
85208M	1/16"	3/16"	1/4"	1-1/2"
85209M	1/8"	7/16"	1/4"	2"

HIGH-SPEED STEEL SINGLE-FLUTE STRAIGHT BITS

Designed for applications where high production feed rates are essential. Optimum chip clearance and specially designed tip offers fast plunge cutting.

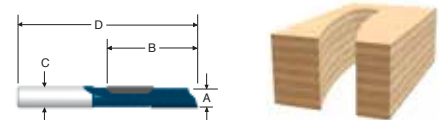


Item #	A. Overall Diameter	B. Cutting Edge Length	C. Shank Diameter	D. Overall Length	Quantity
85152	1/8"	5/8"	1/4"	1-31/32"	1
85152B100*	1/8"	5/8"	1/4"	1-31/32"	100
85153B100*	3/16"	3/4"	1/4"	2-1/32"	100

*Bulk item

STAGGERTOOTH BIT

Micrograin bits with staggered cutting flutes give two-flute balance with single-flute chip clearance for fast plunge cutting.



Item #	A. Overall Diameter	B. Cutting Edge Length	C. Shank Diameter	D. Overall Length
85278M	1/2"	2-3/16"	1/2"	4-1/2"



ROUTERS, SANDERS AND PLANERS
ROUTER BITS



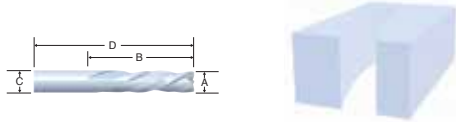
BOSCH
Invented for life

PLASTIC CUTTING ROUTER BITS

SOLID CARBIDE DOUBLE-FLUTE CHIPBREAKER SPIRAL BIT

Appropriate for use when faster feed rates and chip removal are desired. Available in up or down spirals to suit all applications.

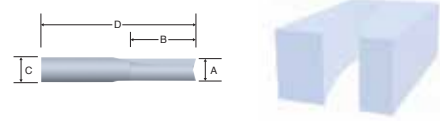
► Industrial/CNC bit for high-duty cycle applications



Item #	A. Overall Diameter	B. Cutting Edge Length	C. Shank Diameter	D. Overall Length	Spiral
85915M	1/2"	1-1/8"	1/2"	3"	Up

SOLID CARBIDE DOUBLE-FLUTE STRAIGHT BIT

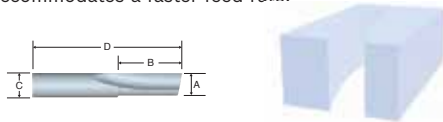
Micrograin bit for general-purpose routing of difficult-to-cut materials, particularly when smaller diameters are required.



Item #	A. Overall Diameter	B. Cutting Edge Length	C. Shank Diameter	D. Overall Length
85987M	1/4"	1"	1/4"	2-1/2"

SOLID CARBIDE SINGLE-FLUTE O-FLUTE BIT

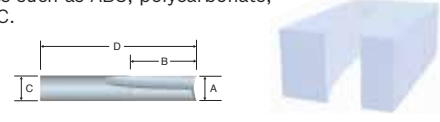
Micrograin bit for fast plastic cutting at high speeds. Ideal for soft plastics such as ABS, polycarbonate, polyethylene and PVC. The single-flute design accommodates a faster feed rate.



Item #	A. Overall Diameter	B. Cutting Edge Length	C. Shank Diameter	D. Overall Length
86002M	3/8"	1"	3/8"	2-1/2"

SOLID CARBIDE DOUBLE-FLUTE O-FLUTE BITS

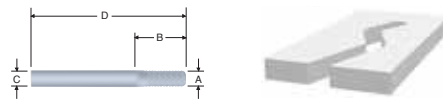
Micrograin bits for fast, smooth plastic cutting at high speeds. Two-flute design provides an exceptional edge finish. Good for soft plastics such as ABS, polycarbonate, polyethylene and PVC.



Item #	A. Overall Diameter	B. Cutting Edge Length	C. Shank Diameter	D. Overall Length
86007M	1/8"	1/2"	1/4"	2"
86010M	1/4"	1"	1/4"	2-1/2"

SOLID CARBIDE FIBERGLASS BIT/BURR BIT

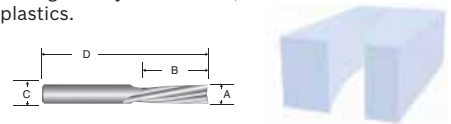
Useful for cutting fiberglass, epoxy resins and similar composite material.



Item #	A. Overall Diameter	B. Cutting Edge Length	C. Shank Diameter	D. Overall Length
85619M	1/4"	3/4"	1/4"	2"

SOLID CARBIDE DOUBLE-FLUTE ACRYLIC BITS

Provides smooth finishing in acrylic materials, both soft and hard plastics.



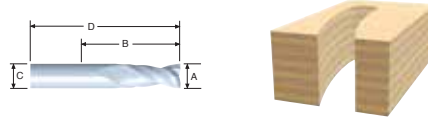
Item #	A. Overall Diameter	B. Cutting Edge Length	C. Shank Diameter	D. Overall Length
85987M	1/4"	1"	1/4"	3"

SPIRAL ROUTER BITS

SOLID CARBIDE DOUBLE-FLUTE DOWNCUT SPIRAL BITS

For use when material needs to be pushed away from the router motor. Excellent bits for template cutting when downward pressure is advantageous.

- ▶ Industrial/CNC bit for high duty cycle applications

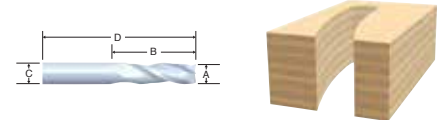


Item #	A. Overall Diameter	B. Cutting Edge Length	C. Shank Diameter	D. Overall Length
85900M	1/8"	1/2"	1/4"	2"
85901M	3/16"	3/4"	1/4"	2"
85902M	1/4"	3/4"	1/4"	2-1/2"
85903M	1/4"	1"	1/4"	2-1/2"
85905M	3/8"	1-1/4"	1/2"	3"
85906M	1/2"	1-1/4"	1/2"	3"
85918M	1/2"	1-5/8"	1/2"	3-1/2"

SOLID CARBIDE DOUBLE-FLUTE UPCUT SPIRAL BITS

For use when material needs to be pulled in an upward motion toward the router motor, improving chip removal. Excellent when dust collection is required.

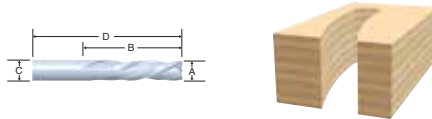
- ▶ Industrial/CNC bit for high duty cycle applications



Item #	A. Overall Diameter	B. Cutting Edge Length	C. Shank Diameter	D. Overall Length
85908M	1/8"	1/2"	1/4"	2"
85910M	1/4"	3/4"	1/4"	2-1/2"
85911M	1/4"	1"	1/4"	2-1/2"
85913M	3/8"	1-1/4"	1/2"	3"
85914M	1/2"	1-1/4"	1/2"	3"
85917M	1/2"	1-5/8"	1/2"	3-1/2"

SOLID CARBIDE TRIPLE-FLUTE DOWNCUT SPIRAL BIT

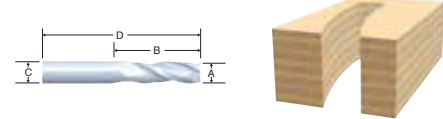
Ideal for penetrating hard-to-route materials under reduced spindle speeds or horsepower. The downcut holds the material and forces chips down during routing.



Item #	A. Overall Diameter	B. Cutting Edge Length	C. Shank Diameter	D. Overall Length
85974M	1/2"	1"	1/2"	3"

SOLID CARBIDE TRIPLE-FLUTE UPCUT SPIRAL BIT

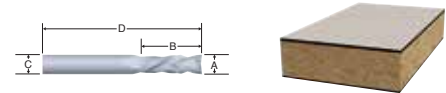
Bits work best on hard-to-route materials under reduced spindle speeds or horsepower. The upcut yields superior chip removal and a smooth finish.



Item #	A. Overall Diameter	B. Cutting Edge Length	C. Shank Diameter	D. Overall Length
85961M	1/2"	1-1/4"	1/2"	3"

SOLID CARBIDE DOUBLE-FLUTE COMPRESSION SPIRAL BIT

Ideal for general use with difficult-to-route materials. Route rigid hard plastics, double-sided plywood and melamine.



Item #	A. Overall Diameter	B. Cutting Edge Length	C. Shank Diameter	D. Overall Length
86026M	1/4"	7/8"	1/4"	2-1/2"



ROUTERS, SANDERS AND PLANERS ROUTER BITS



BOSCH
Invented for life

EDGE FORMING ROUTER BITS



CARBIDE-TIPPED CHAMFER BITS

Micrograin control-cut bits for beveling and decorative edging.



Item #	A. Overall Dia.	B. Cutting Edge Length	C. Shank Dia.	D. Overall Length	E. Bearing Dia.	Angle
85299M	1-1/4"	15/16"	1/2"	2-7/8"	1/2"	22.5°
85597M	1-5/16"	1/2"	1/2"	2-3/8"	3/8"	45°
85298M	1-5/16"	1/2"	1/4"	2"	3/8"	45°
85593M	2-13/32"	1"	1/2"	3"	1/2"	45°

CARBIDE-TIPPED BEADING BITS

Micrograin control-cut bits create attractive, decorative edging. Items 84413M and 85493M are not control-cut bits.



Item #	A. Overall Diameter	B. Cutting Edge Length	C. Shank Diameter	D. Overall Length	E. Bearing Diameter	F. Radius
84413M	7/8"	1/2"	1/2"	2-7/16"	3/8"	3/16"
85493M	7/8"	1/2"	1/4"	2"	3/8"	3/16"
85494M	1"	1/2"	1/4"	2"	3/8"	1/4"
85496M	1-1/4"	5/8"	1/4"	2-1/8"	3/8"	3/8"
85497M	1-1/2"	3/4"	1/4"	2-1/4"	3/8"	1/2"

CARBIDE-TIPPED COVE BITS

Micrograin control-cut bits for decorative edging and period furniture.



Item #	A. Overall Diameter	B. Cutting Edge Length	C. Shank Diameter	D. Overall Length	E. Bearing Diameter	F. Radius
85205M	7/8"	9/16"	1/4"	2"	3/8"	1/4"
85206M	1-1/8"	9/16"	1/4"	2-3/32"	3/8"	3/8"
85207M	1-3/8"	5/8"	1/4"	2-1/8"	3/8"	1/2"
84437M	2"	1"	1/2"	3"	1/2"	3/4"

CARBIDE-TIPPED CLASSICAL BITS

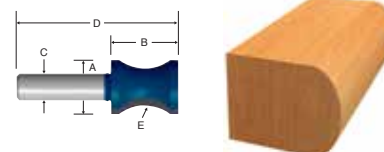
Micrograin control-cut bits add classic beauty with decorative edging.



Item #	A. Overall Diameter	B. Cutting Edge Length	C. Shank Diameter	D. Overall Length	E. Bearing Diameter
85579M	1-1/4"	1/2"	1/4"	2-3/32"	1/2"
85580M	1-1/4"	1/2"	1/2"	2-3/8"	1/2"
85581M	1-1/2"	5/8"	1/4"	2-3/16"	1/2"
85582M	1-1/2"	5/8"	1/2"	2-9/16"	1/2"

CARBIDE-TIPPED CONVEX EDGING BIT

Micrograin bits create a shallow bullnose. Cutters above and below bit creates a top and bottom fillet on thicker stock.



Item #	A. Overall Diameter	B. Cutting Edge Length	C. Shank Diameter	D. Overall Length	E. Radius
84440M	13/16"	1-1/4"	1/2"	2-3/4"	23/32"

CARBIDE-TIPPED COVE AND BEAD BITS

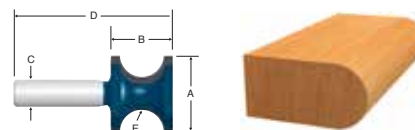
Micrograin bits used to create an attractive accent with a classic woodworking design.



Item #	A. Overall Diameter	B. Cutting Edge Length	C. Shank Diameter	D. Overall Length	E. Bearing Diameter
85604M	1-3/8"	11/16"	1/4"	2-1/4"	1/2"
85605M	1-3/8"	11/16"	1/2"	2-5/8"	1/2"

CARBIDE-TIPPED BULLNOSE BITS


Micrograin bits for window sills, shelves or stair treads.



Item #	A. Overall Diameter	B. Cutting Edge Length	C. Shank Diameter	D. Overall Length	E. Radius
84432M	19/32"	1/2"	1/2"	2"	1/8"
84434M	1-1/4"	1-5/16"	1/2"	2-3/4"	3/8"
84436M	1-21/32"	1-9/16"	1/2"	3-1/16"	1/2"

CARBIDE-TIPPED EDGE BEADING BITS

Versatile micrograin bits add attractive edging on new pieces and match many older molding cuts for remodeling work.



Item #	A. Overall Diameter	B. Cutting Edge Length	C. Shank Diameter	D. Overall Length	E. Bearing Diameter	F. Radius
85631M	7/8"	9/16"	1/4"	2-1/8"	1/2"	1/8"
85668M	1-1/4"	3/4"	1/4"	2-5/16"	16mm	1/4"

CARBIDE-TIPPED ROUNDOVER BITS

Micrograin bits for smooth, uniformly rounded edges. A lower depth setting produces a rounded corner with a decorative bead.

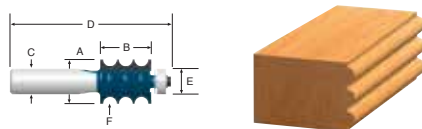


Item #	A. Overall Dia.	B. Cutting Edge Length	C. Shank Dia.	D. Overall Length	E. Bearing Dia.	F. Radius
85289M	5/8"	5/16"	1/4"	1-7/8"	1/2"	1/16"
85290M	3/4"	3/8"	1/4"	2"	1/2"	1/8"
85588M	3/4"	3/8"	1/2"	2-5/16"	1/2"	1/8"
85616M	13/16"	5/16"	1/4"	1-29/32"	1/2"	5/32"
85587M	5/8"	5/16"	1/2"	2-1/4"	1/2"	1/16"
85293M	7/8"	1/2"	1/4"	2"	1/2"	3/16"
85294M*	1"	1/2"	1/4"	2"	1/2"	1/4"
84405M*	1"	1/2"	1/2"	2-7/16"	1/2"	1/4"
85295M*	1-1/8"	1/2"	1/4"	2-1/16"	1/2"	5/16"
85296M*	1-1/4"	5/8"	1/4"	2-3/16"	1/2"	3/8"
85594M*	1-1/4"	5/8"	1/2"	2-9/16"	1/2"	3/8"
85297M*	1-1/2"	11/16"	1/4"	2-1/4"	1/2"	1/2"
85595M	1-1/2"	3/4"	1/2"	2-5/8"	1/2"	1/2"
85596M*	1-3/4"	7/8"	1/2"	2-7/8"	1/2"	5/8"
85434M*	2"	1"	1/2"	2-15/16"	1/2"	3/4"
85432M*	2-1/4"	1-1/4"	1/2"	3-1/16"	1/2"	7/8"
85433M*	2-1/2"	1-1/4"	1/2"	3-1/4"	1/2"	1"

*Control-cut bit

CARBIDE-TIPPED MULTI-BEAD/REED BIT

Micrograin control-cut bits create classic triple beading with fillets in one pass.



Item #	A. Overall Diameter	B. Cutting Edge Length	C. Shank Diameter	D. Overall Length	E. Bearing Diameter	F. Radius
84611M	7/8"	1"	1/2"	3"	16mm	1/8"

CARBIDE-TIPPED OGEE BITS WITH FILLET

Micrograin control-cut bits offer three distinct cuts with one bit. Graceful lines of the ogee cut can be accented with one or two fillets by lowering the depth setting or using 3/8" bearing (item 3600900501).



Item #	A. Overall Diameter	B. Cutting Edge Length	C. Shank Diameter	D. Overall Length	E. Bearing Diameter	Radius
85584M	1-3/8"	9/16"	1/4"	2-1/8"	1/2"	5/32"
85586M	1-5/8"	3/4"	1/2"	2-3/4"	1/2"	1/4"

CARBIDE-TIPPED WAVY EDGE BIT

Micrograin bit has a unique pattern to create soft, rounded corners.



Item #	A. Overall Diameter	B. Cutting Edge Length	C. Shank Diameter	D. Overall Length	E. Bearing Diameter	Radius
85606M	1-1/4"	11/16"	1/4"	2-1/4"	1/2"	5/32"

ROUTERS, SANDERS AND PLANERS
ROUTER BITS

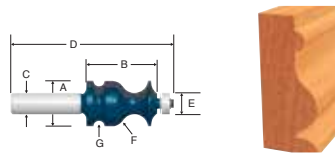


BOSCH
Invented for life

CARBIDE-TIPPED OGEE AND BEAD BIT

Classic architectural molding micrograin bit for making furniture and cabinet molding, door and window casing and other millwork.

► Recommended for use with a router table



Item #	A. Overall Dia.	B. Cutting Edge Length	C. Shank Dia.	D. Overall Length	E. Bearing Dia.	F. Large Radius	G. Small Radius
84621M	1"	1-11/16"	1/2"	3-1/4"	1/2"	3/8"	1/8"

CARBIDE-TIPPED ROMAN OGEE BITS

Micrograin control-cut bits for decorative edging and period furniture.

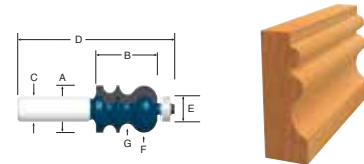


Item #	A. Overall Diameter	B. Cutting Edge Length	C. Shank Diameter	D. Overall Length	E. Bearing Diameter	F. Radius
85270M	1"	5/8"	1/4"	2-1/8"	3/8"	5/32"
85591M	1"	5/8"	1/2"	2-1/2"	1/2"	5/32"
85271M	1-3/8"	3/4"	1/4"	2-1/4"	3/8"	1/4"
85592M	1-3/8"	7/8"	1/2"	2-5/8"	3/8"	1/4"

CARBIDE-TIPPED REVERSE CURVE OGEE AND BEAD BIT

Classic architectural molding micrograin bit for making furniture and cabinet molding, door and window casing and other millwork.

► Recommended for use with a router table



Item #	A. Overall Dia.	B. Cutting Edge Length	C. Shank Dia.	D. Overall Length	E. Bearing Dia.	F. Large Radius	G. Small Radius
84620M	7/8"	1-1/2"	1/2"	3-3/8"	1/2"	5/16"	5/32"

CARBIDE-TIPPED TABLE EDGE BIT

Creates a wide profile for attractive edging and curve for tables or handrails.

► Recommended for use with a router table



Item #	A. Overall Diameter	B. Cutting Edge Length	C. Shank Diameter	D. Overall Length	E. Bearing Diameter
84515M	2-3/4"	5/8"	1/2"	3"	1/2"

CARBIDE-TIPPED PLUNGE ROUNDOVER BIT

Micrograin control-cut bit for special decorative grooving and edging.



Item #	A. Overall Dia.	B. Cutting Edge Length	C. Shank Dia.	D. Overall Length	E. Tip Dia.	F. Radius
85478M	3/8"	5/16"	1/4"	1-15/16"	1/8"	1/8"

CARBIDE-TIPPED CHAIR MAT EDGE BIT

Micrograin control-cut bits cut out and edge form chair mats and other items fabricated from softer plastic, such as vinyl and acrylic, in a single operation. The bit is designed to help minimize edge cracking in such materials and, it's also suitable for use with 1/4" and thinner wood and plywood.

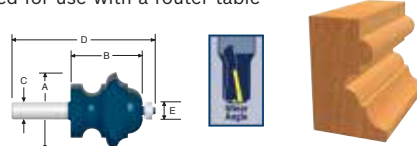


Item #	A. Overall Diameter	B. Cutting Edge Length	C. Shank Diameter	D. Overall Length	E. Bearing Diameter	F. Radius
85612M	23/32"	1/2"	1/4"	2-3/4"	19mm	3/32"

CARBIDE-TIPPED MULTI-FORM BIT

The micrograin bit achieves many profiles and architectural designs. With a simple adjustment to the cutter height and fence position, 50 molding patterns are available.

► Recommended for use with a router table



Item #	A. Overall Diameter	B. Cutting Edge Length	C. Shank Diameter	D. Overall Length	E. Bearing Diameter
85700M	2-1/4"	1-7/8"	1/2"	4-1/8"	1/2"

TRIMMING/CUTOUT ROUTER BITS



SMOOTH CONTOUR



Provides a smooth contour edge on laminate surfaces. Small radius eliminates the need to file the edge, saving time and possible damage to the work surface.

EXTRA-CLEAN ROUTER BIT

Shear angle provides improved cut quality, speed and extended life.




HEAT-TREATED SHANK
For longer life

PREMIUM SHARPNESS
For speed and long life

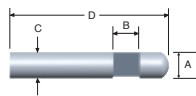
SHEAR ANGLE
For extra clean finish

BOSCH CARBIDE
For improved edge quality



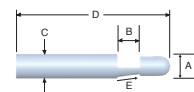
SOLID CARBIDE FLUSH-TRIM BIT

Self-piloting bit makes flush, trim and edge cuts.



SOLID CARBIDE BEVEL-TRIM BIT

Provides a 7-1/2° bevel on the trim edge of plastic laminate surfaces. The self-pilot eliminates guide assembly.

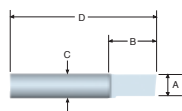


Item #	A. Overall Diameter	B. Cutting Edge Length	C. Shank Diameter	D. Overall Length	Quantity
85285	1/4"	1/4"	1/4"	1-1/2"	1
85285B100	1/4"	1/4"	1/4"	1-1/2"	100

Item #	A. Overall Dia.	B. Cutting Edge Length	C. Shank Dia.	D. Overall Length	E. Angle	Quantity
85286	1/4"	1/4"	1/4"	1-1/2"	7°	1
85286B100	1/4"	1/4"	1/4"	1-1/2"	7°	100

SOLID CARBIDE RIP AND SLOTTER BIT

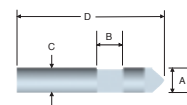
Used for slotting or ripping sheets of laminates, woods and paneling.



Item #	A. Overall Diameter	B. Cutting Edge Length	C. Shank Diameter	D. Overall Length
85280	1/4"	5/16"	1/4"	1-1/2"

SOLID CARBIDE HOLE AND FLUSH TRIM BIT

Bit drills through surface lamination into precut openings and trims edges flush in one operation.



Item #	A. Overall Diameter	B. Cutting Edge Length	C. Shank Diameter	D. Overall Length
85287	1/4"	1/4"	1/4"	1-1/2"



ROUTERS, SANDERS AND PLANERS
ROUTER BITS

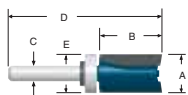


BOSCH
Invented for life

CARBIDE-TIPPED TOP BEARING STRAIGHT TRIM BITS

Micrograin bits with top-mounted ball bearing ride against template for pattern routing.

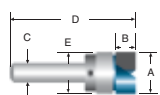
- Replacement collar 3600231500
- Replacement set screw 3603401506



Item #	A. Overall Diameter	B. Cutting Edge Length	C. Shank Diameter	D. Overall Length	E. Bearing Diameter
85680M	1/2"	1"	1/4"	2-1/2"	1/2"
85672M	1/2"	1-1/4"	1/4"	2-3/4"	1/2"
85681M	5/8"	1"	1/4"	2-1/2"	5/8"
85682M	3/4"	1"	1/4"	2-1/2"	3/4"
85671M	1-1/8"	1-1/2"	1/2"	3-1/2"	1-1/8"

CARBIDE-TIPPED TOP BEARING DADO CLEAN OUT BIT

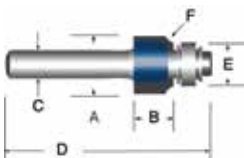
Short 1/4" cutting edge for dado clean out.



Item #	A. Overall Diameter	B. Cutting Edge Length	C. Shank Diameter	D. Overall Length	E. Bearing Diameter
85674M	1/2"	1/4"	1/4"	1-5/8"	1/2"

SMOOTH EDGE LAMINATE TRIM BIT

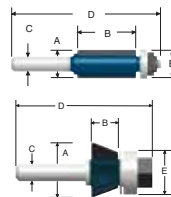
Micrograin carbide tips provide an extra-fine finish with maximum sharpness and edge retention. Smooth contour bit routes laminate edges flush and rounded in a single pass. The slight radius produces a smooth edge which eliminates filing, saving the user time, hassle and possible damage to work.



Item #	A. Overall Dia.	B. Cutting Edge Length	C. Shank Dia.	D. Overall Length	E. Bearing Dia.	F. Radius
85316M*	1/2"	3/8"	1/4"	2"	3/8"	1/16"

CARBIDE-TIPPED DOUBLE-FLUTE FLUSH AND BEVEL LAMINATE TRIM BITS

Micrograin bits ideal for fast, smooth, accurate trim cuts with a shielded, compact ball-bearing pilot.



Item #	A. Overall Dia.	B. Cutting Edge Length	C. Shank Dia.	D. Overall Length	E. Bearing Dia.	Angle
84501M	1/4"	1"	1/4"	2-9/16"	1/4"	Flush
85269M	3/8"	1/2"	1/4"	2-1/8"	3/8"	Flush
85268M	3/8"	1"	1/4"	2-5/8"	3/8"	Flush
85437M	11/16"	3/8"	1/4"	2-5/64"	1/2"	Flush or 22°
85267M	1/2"	5/8"	1/4"	2-1/4"	1/2"	Flush
85441M	1/2"	1"	1/2"	3-1/4"	1/2"	Flush
85442M	1/2"	2"	1/2"	4-3/8"	1/2"	Flush
85266M	1/2"	1"	1/4"	2-1/2"	1/2"	Flush
84500M	3/4"	5/8"	1/2"	2-3/4"	3/4"	Flush

Carbide-Tipped—Shear Angle

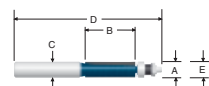
85269SM	3/8"	1/2"	1/4"	2"	3/8"	—
85268SM	3/8"	1"	1/4"	2"	3/8"	—
85266SM	1/2"	1"	1/4"	2"	1/2"	—

RBS020XW Shear angle laminate trim set includes (1) 85269SM, (1) 85268SM and (1) 85266SM

CARBIDE-TIPPED DOUBLE-FLUTE TEMPLATE TRIM BIT

Micrograin bit provides smooth cuts for laminate trimming, cutouts and pattern cutting. Comes with two ball bearings. Use two ball bearings to widen the bearing surface and reduce template wear.

- Extra ball bearing 2610906500

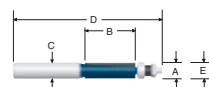


Item #	A. Overall Diameter	B. Cutting Edge Length	C. Shank Diameter	D. Overall Length	E. Bearing Diameter
85601M	1/2"	1-1/2"	1/2"	4-1/4"	1/2"

CARBIDE-TIPPED TRIPLE-FLUTE TEMPLATE TRIM BIT

Micrograin bit for laminate trimming and trim cuts on heavier work when cutting with a template. Can be used with two ball bearings to widen the bearing surface and reduce template wear.

- Extra ball bearing 2610906500

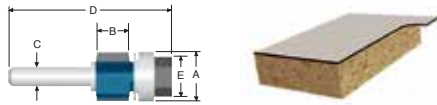


Item #	A. Overall Diameter	B. Cutting Edge Length	C. Shank Diameter	D. Overall Length	E. Bearing Diameter
85602M	1/2"	1-1/2"	1/2"	4-3/8"	1/2"

CARBIDE-TIPPED DOUBLE-FLUTE FLUSH AND BEVEL LAMINATE TRIM ASSEMBLIES

Micrograin bits ideal for fast, accurate trim cuts.

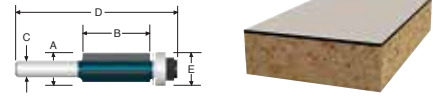
► Shank replacement arbor 82808



Item #	A. Overall Dia.	B. Cutting Edge Length	C. Shank Dia.	D. Overall Length	E. Bearing Dia.	Angle
85431M	3/4"	3/8"	1/4"	2"	5/8"	10°
85430M	5/8"	3/8"	1/4"	2"	5/8"	Flush

CARBIDE-TIPPED TRIPLE-FLUTE FLUSH LAMINATE TRIM BITS

Micrograin bit provides chatter-free production trimming with an extra-smooth, flush trim cut. Compact ball-bearing assembly is equipped with a glue shield.

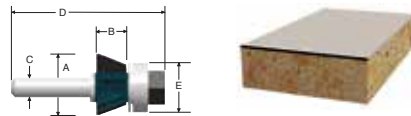


Item #	A. Overall Diameter	B. Cutting Edge Length	C. Shank Diameter	D. Overall Length	E. Bearing Diameter
85216M	1/2"	1"	1/4"	2-1/2"	1/2"
85439M	1/2"	1"	1/2"	3-1/4"	1/2"

CARBIDE-TIPPED TRIPLE-FLUTE FLUSH AND BEVEL LAMINATE TRIM ASSEMBLIES

Micrograin bits for extra smooth production trimming. Assembly includes an arbor, replaceable three-wing cutter and ball bearing.

► Replacement arbor 82808

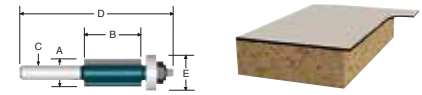


Item #	A. Overall Dia.	B. Cutting Edge Length	C. Shank Dia.	D. Overall Length	E. Bearing Dia.	Angle	Fits
85420M	7/8"	3/8"	1/4"	2"	5/8"	22°	—
85511M*	7/8"	3/8"	1/4"	—	—	22°	85420M

*Replacement cutters

CARBIDE-TIPPED OVERHANG CUTOFF BITS

Micrograin bits for rough sizing of plastic laminates prior to gluing, without scribing or sawing. Bit leaves a slight overhang and is ideal for tops with irregular shapes.

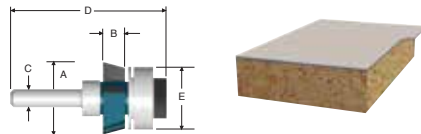


Item #	A. Overall Dia.	B. Cutting Edge Length	C. Shank Dia.	D. Overall Length	E. Bearing Dia.	Overhang
85217M*	3/8"	1/2"	1/4"	2-7/16"	3/4"	3/16"
85210M**	1/2"	1"	1/4"	2-11/16"	5/8"	1/16"

*Single flute **Double flute

CARBIDE-TIPPED FOUR-FLUTE FLUSH AND BEVEL LAMINATE TRIM ASSEMBLIES

Micrograin bits for ultra-smooth finish trimming. Ball bearing is equipped with a glue shield and individual assembly components are replaceable.

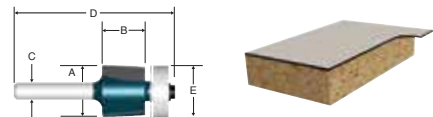


Item #	A. Overall Dia.	B. Cutting Edge Length	C. Shank Dia.	D. Overall Length	E. Bearing Dia.	Angle
85414M	7/8"	5/16"	1/4"	2-1/4"	7/8"	Flush
85415M	1"	5/16"	1/4"	2-1/4"	7/8"	15°
85417M*	7/8"	5/16"	5/16"	—	—	Flush

*Replacement cutter

CARBIDE-TIPPED HELICAL LAMINATE TRIM BIT

Provides extra smooth production trimming.



Item #	A. Overall Dia.	B. Cutting Edge Length	C. Shank Dia.	D. Overall Length	E. Bearing Dia.	Angle
85452M	3/4"	5/8"	1/4"	2-1/4"	3/4"	Flush



ROUTERS, SANDERS AND PLANERS
ROUTER BITS

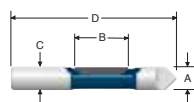


BOSCH
Invented for life

SINGLE-FLUTE PILOT PANEL BITS WITH DRILL-THROUGH POINT

For window and door cutouts in abrasive insulation materials, plywood and paneling.

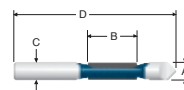
- ▶ Drill-through pilot for guiding on template or framing after panel has been mounted
- ▶ The concave grind offers a faster cut over the straight grind pilot panel bits
- ▶ Shear angle provides improved cut quality, speed and extended life



Item #	A. Cut Diameter	B. Flute Length	C. Shank Diameter	D. Overall Length	Qty.
Carbide-Tipped—Straight Flute					
85244	1/4"	3/4"	1/4"	2-9/16"	1
85244B50	1/4"	3/4"	1/4"	2-9/16"	50
85245	3/8"	1"	3/8"	3"	1
85245B50	3/8"	1"	3/8"	3"	50
85246	1/2"	1-3/16"	1/2"	3-1/2"	1
85246B50	1/2"	1-3/16"	1/2"	3-1/2"	50
85407M	1/2"	2"	1/2"	4-3/4"	1
Carbide-Tipped—Concave Flute					
85244M	1/4"	3/4"	1/4"	2-1/2"	1
85244MB50	1/4"	3/4"	1/4"	2-1/2"	50
85245M	3/8"	1"	3/8"	3-5/32"	1
85245MB50	3/8"	1"	3/8"	3-5/32"	50
85246M	1/2"	1-3/16"	1/2"	3-1/2"	1
85246MB50	1/2"	1-3/16"	1/2"	3-1/2"	50
Carbide-Tipped—Shear Angle					
85245SB50	3/8"	1"	3/8"	2-5/8"	50
High-Speed Steel					
85146	1/4"	3/4"	1/4"	2-5/8"	1
85146B50	1/4"	3/4"	1/4"	2-5/8"	50
85147	3/8"	7/8"	3/8"	3"	1
85147B50	3/8"	7/8"	3/8"	3"	50
85188	1/2"	1-1/8"	1/2"	3-5/8"	1
85188B50	1/2"	1-1/8"	1/2"	3-5/8"	50

TWO FLUTES PILOT PANEL BITS WITH DRILL-THROUGH POINT

Two flutes deliver smooth cuts and even feed rates without chatter.

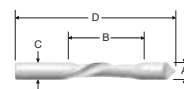


Item #	A. Overall Diameter	B. Cutting Edge Length	C. Shank Diameter	D. Overall Length
85428M	3/8"	1"	3/8"	3-5/32"
85429M	1/2"	1-3/16"	1/2"	3-1/2"

PILOT PANEL DOWN SPIRAL BITS

High-speed steel bit for cutting aluminum sheets, wall panels, plywood, chip boards, insulation sheeting and other synthetic boards.

- ▶ Pushes chips down while cutting to eliminate chip build-up and clogging
- ▶ Eliminates chipping and upward tearing of material
- ▶ Eliminates vibration and extends bit life



Item #	A. Cut Diameter	B. Flute Length	C. Shank Diameter	D. Overall Length
85183	1/4"	5/8"	1/4"	2-3/4"
85184	3/8"	3/4"	3/8"	3-1/8"
85185	1/2"	2-1/8"	1/2"	4-1/2"
85187	1/2"	1-1/4"	1/2"	3-13/16"

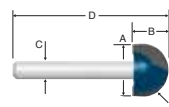


SURFACE FORMING ROUTER BITS



CARBIDE-TIPPED CORE BOX BITS

Micrograin bits for cutting rounded grooves used in a variety of applications, including doors and columns.



Item #	A. Overall Diameter	B. Cutting Edge Length	C. Shank Diameter	D. Overall Length	E. Radius
85444M	1/4"	1/4"	1/4"	1-5/8"	1/8"
85445M	3/8"	1/4"	1/4"	1-1/2"	3/16"
85446M	1/2"	3/8"	1/4"	1-1/2"	1/4"
85448M	3/4"	7/16"	1/4"	1-9/16"	3/8"

CARBIDE-TIPPED DISH CARVING BIT

Micrograin bits for removing large amounts of wood in making trays, coasters, raised-letter signs, etc.



Item #	A. Overall Diameter	B. Cutting Edge Length	C. Shank Diameter	D. Overall Length	E. Radius
84310M	1-1/8"	5/8"	1/2"	2-5/8"	1/4"

CARBIDE-TIPPED EXTENDED ROUND NOSE BITS

Deep-cut, round nose bits for cutting rounded grooves used in a variety of applications, including doors and columns.

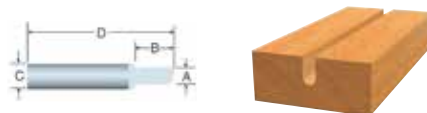


Item #	A. Overall Diameter	B. Cutting Edge Length	C. Shank Diameter	D. Overall Length	E. Radius
85449M	1/2"	1-1/4"	1/2"	2-7/8"	1/4"
85451M*	1"	1-1/4"	1/2"	2-3/4"	1/2"

*Control-cut bit

SOLID CARBIDE VEINING BIT

Provincial design veining bits are intended for recessed design veining in fine cabinet surfaces and used extensively for door-front grooving.



Item #	A. Overall Diameter	B. Cutting Edge Length	C. Shank Diameter	D. Overall Length	Radius
85283	1/4"	25/64"	1/4"	1-1/2"	1/8"

CARBIDE-TIPPED V-GROOVE BITS

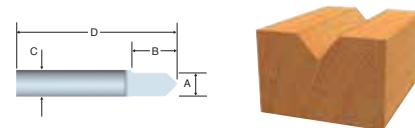
Micrograin bits ideal for door-front grooving, lettering and sign work. Shear angle provides improved cut quality, speed and extended life.



Item #	A. Overall Diameter	B. Cutting Edge Length	C. Shank Diameter	D. Overall Length	E. Bevel
84300M	3/8"	7/16"	1/4"	1-5/8"	1/4" (90°)
84303M	5/8"	1/2"	1/2"	2"	5/16" (90°)
84306M	3/4"	5/8"	1/2"	2-1/8"	3/8" (90°)
85219M	9/16"	5/8"	1/4"	1-3/4"	3/8" (90°)
84309M	1"	5/8"	1/2"	2-1/4"	1/2" (90°)
85220M	1-1/4"	1"	1/4"	2-3/16"	7/8" (90°)

SOLID CARBIDE V-GROOVE BIT

Excellent for door-front grooving and scoring panel design in wood. Produces simulated paneling for walls, doors and furniture.



Item #	A. Overall Diameter	B. Cutting Edge Length	C. Shank Diameter	D. Overall Length	Bevel
85284M	1/4"	3/8"	1/4"	1-1/2"	41°

CARBIDE-TIPPED CLASSICAL GROOVE BIT

Micrograin bits are used for beautiful, decorative grooving, which adds a quality accent to any project. Also recommended for edge forming with a router guide.




Item #	A. Overall Diameter	B. Cutting Edge Length	C. Shank Diameter	D. Overall Length	E. Radius
85468M	3/4"	1/2"	1/4"	2-1/16"	9/64"

CABINETRY/JOINERY ROUTER BITS



CARBIDE-TIPPED RAISED-PANEL GROOVE BIT

Use a raised-panel bit for cutting wide, shallow grooves in one pass for a raised-panel effect.



Item #	A. Overall Diameter	B. Cutting Edge Length	C. Shank Diameter	D. Overall Length	Angle
85480M	1-1/8"	1/2"	1/2"	2-3/4"	30°



ROUTERS, SANDERS AND PLANERS
ROUTER BITS



BOSCH
Invented for life

CARBIDE-TIPPED OGEE VERTICAL RAISED PANEL BIT

Micrograin bit used to create beautiful shadow lines for cabinet doors.

- ▶ Recommended for use with a router table. Minimum recommended panel thickness is 3/4"



Item #	A. Overall Diameter	B. Cutting Edge Length	C. Shank Diameter	D. Overall Length	E. Small Diameter
85712M	1-3/16"	1-5/8"	1/2"	3-1/8"	7/16"

CARBIDE-TIPPED COVE VERTICAL PANEL-RAISER BIT

Micrograin bit with a long, sloping radius (1/4"-2-1/2") for creating beautiful panels.

- ▶ Recommended for use with a router table
- ▶ Minimum recommended panel thickness is 3/4"




Item #	A. Overall Diameter	B. Cutting Edge Length	C. Shank Diameter	D. Overall Length
85708M	1-1/8"	1-5/8"	1/2"	3-1/8"

CARBIDE-TIPPED TRADITIONAL RAISED PANEL BITS

Micrograin control-cut bit used to create clean, simple lines to accentuate a surface.

- ▶ Recommended for use with a router table
- ▶ Minimum recommended panel thickness is 3/4"

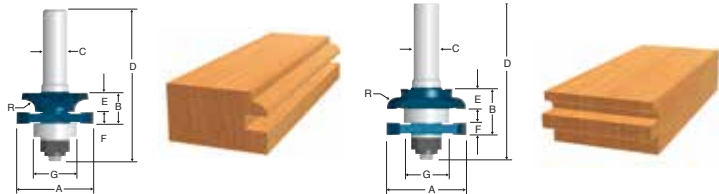


Item #	A. Overall Dia.	B. Cutting Edge Length	C. Shank Dia.	D. Overall Length	E. Bearing Dia.	F. Angle	G. Cutting Width
85583M	1-5/8"	1/2"	1/2"	2-3/8"	1/2"	25°	9/16"
85637M	2-3/4"	5/8"	1/2"	2-17/32"	1/2"	26°	1-1/8"
85639M	3-3/8"	1/2"	1/2"	2-13/16"	1/2"	15°	1-7/16"

CARBIDE-TIPPED BEADING STILE AND RAIL BITS

Micrograin bits with shear-angle geometry, super sharp cutting edges and close-tolerance manufacturing to ensure consistently smooth, tight-fitting joints.

- ▶ Recommended for use with a router table. Designed for 3/4" wood with a maximum wood thickness of 7/8"
- ▶ 85621M is a control-cut bit



Item #	A. Overall Diameter	B. Cutting Edge Length	C. Shank Diameter	D. Overall Length	E. Decorative Cut Depth	F. Kerf	G. Bearing Diameter	R. Radius
85621M	1-5/8"	3/4"	1/2"	2-15/16"	1/2"	1/4"	7/8"(22mm)	1/4"
85620M	Beading stile and rail set includes 85621M and 85622M assemblies							

CARBIDE-TIPPED OGEE RAISED PANEL BITS

Micrograin bits produce raised-panel cuts along straight- and curved-panel edges.

- ▶ These bits are not for use in hand-held routers. Use with a router table only
- ▶ Minimum recommended panel thickness is 3/4"



Item #	A. Overall Dia.	B. Cutting Edge Length	C. Shank Dia.	D. Overall Length	E. Bearing Dia.	F. Radius	G. Cutting Width
85638M	2-5/8"	5/8"	1/2"	2-1/2"	1/2"	3/4"	1-1/16"
85640M	3-3/8"	9/16"	1/2"	2-29/32"	1/2"	7/8"	1-7/16"

CARBIDE-TIPPED COVE RAISED PANEL BIT

Micrograin control-cut bit used to create clean, simple lines to accentuate a surface.

- ▶ Recommended for use with a router table
- ▶ Minimum recommended panel thickness is 3/4"

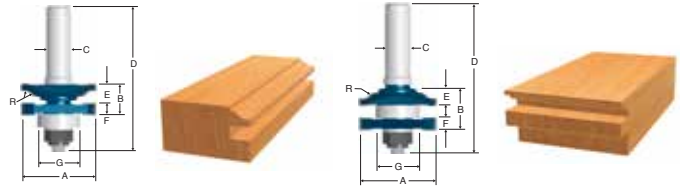


Item #	A. Overall Dia.	B. Cutting Edge Length	C. Shank Dia.	D. Overall Length	E. Bearing Dia.	F. Radius	G. Cutting Width
85641M	3-3/8"	1/2"	1/2"	2-7/8"	1/2"	1-9/16"	1-7/16"

CARBIDE-TIPPED OGEE STILE AND RAIL BITS

Micrograin bits with shear-angle geometry, super sharp cutting edges and close-tolerance manufacturing to ensure consistently smooth, tight-fitting joints.

- ▶ These bits are not for use in hand-held routers. Use with a router table only. Designed for 3/4" wood with a maximum wood thickness of 7/8"
- ▶ Both 85626M and 85627M assemblies are reversible. Either can be used to make both stile and rail cuts by order on the arbor. This requires one workpiece to be cut face up and the other workpiece face down

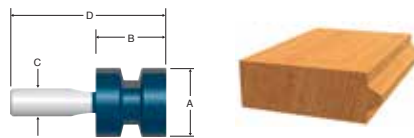


Item #	A. Overall Diameter	B. Cutting Edge Length	C. Shank Diameter	D. Overall Length	E. Decorative Cut Depth	F. Kerf	G. Bearing Diameter	R. Radius
85626M	1-5/8"	41/64"	1/2"	3"	25/64"	1/4"	7/8" (22mm)	3/16"
85627M	1-5/8"	13/16"	1/2"	3"	5/16"	1/4"	7/8" (22mm)	3/16"
85625M	Ogee stile and rail set includes 85626M and 85627M assemblies							

CARBIDE-TIPPED WEDGE TONGUE BIT

Micrograin control-cut bit for making tongue-style wedge cuts.

- ▶ Recommended for use with a router table

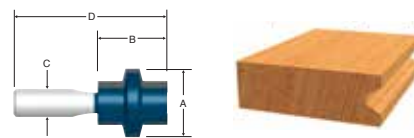


Item #	A. Overall Diameter	B. Cutting Edge Length	C. Shank Diameter	D. Overall Length
84509M	1-1/4"	1-1/4"	1/2"	2-3/4"

CARBIDE-TIPPED WEDGE GROOVE BIT

Micrograin control-cut bit for making groove-style wedge cuts.

- ▶ Recommended for use with a router table

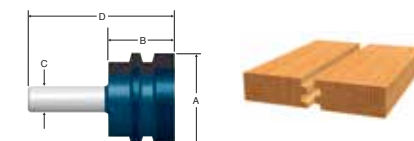


Item #	A. Overall Diameter	B. Cutting Edge Length	C. Shank Diameter	D. Overall Length
84510M	1-1/4"	1-1/4"	1/2"	2-3/4"

CARBIDE-TIPPED REVERSIBLE GLUE-JOINT BIT

Micrograin control-cut bit used for making glue-ups and strong joints in door panels, tabletops and more.

- ▶ Recommended for use with a router table

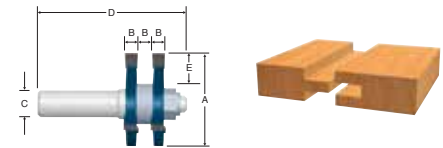


Item #	A. Overall Diameter	B. Cutting Edge Length	C. Shank Diameter	D. Overall Length
84505M	1-7/8"	1-3/32"	1/2"	2-5/8"

CARBIDE-TIPPED TONGUE AND GROOVE BITS

Micrograin bits designed to cut tongue and grooves on 1/2" through 3/4" thick material. To cut the tongue, use the complete assembly to cut the groove by removing one slotting cutter.

- ▶ Recommended for use with a router table
- ▶ For 1/4" replacement arbor assembly use 84626
- ▶ 84623M replacement cutter is 85610M; arbor is 84626
- ▶ 84624M replacement cutter is 85610M

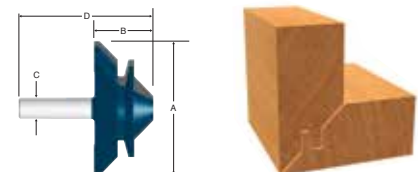


Item #	A. Overall Diameter	B. Cutting Edge Length	C. Shank Diameter	D. Overall Length	E. Cutting Width
84623M	1-7/8"	1/4"	1/4"	2-27/32"	1/2"
84624M	1-7/8"	1/4"	1/2"	3"	1/2"

CARBIDE-TIPPED LOCK MITER BIT

Micrograin control-cut bit for making right-angle joints and glue joints.

- ▶ Recommended for use with a router table



Item #	A. Overall Diameter	B. Cutting Edge Length	C. Shank Diameter	D. Overall Length
84508M	2-11/16"	1-3/16"	1/2"	2-5/8"



ROUTERS, SANDERS AND PLANERS
ROUTER BITS

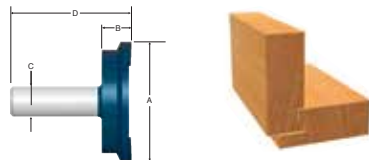


BOSCH
Invented for life

CARBIDE-TIPPED DRAWER LOCK JOINT BIT

Micrograin control-cut bit for constructing durable drawer joints.

- Recommended for use with a router table

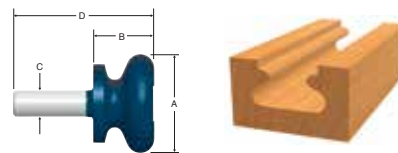


Item #	A. Overall Diameter	B. Cutting Edge Length	C. Shank Diameter	D. Overall Length
84512M	1"	1/2"	1/2"	1-5/16"

CARBIDE-TIPPED FINGER PULL BIT

Micrograin control-cut bit creates easy-open door or drawer edges that eliminate metal pulls and enhance the hardwood effect.

- Recommended for use with a router table



Item #	A. Overall Diameter	B. Cutting Edge Length	C. Shank Diameter	D. Overall Length
84540M	1-3/4"	13/16"	1/2"	2-5/16"

CARBIDE-TIPPED DOVETAIL BITS

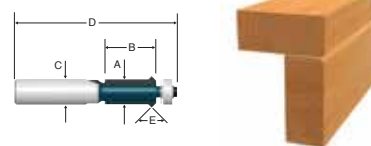
Micrograin bits for making dovetail joints.



Item #	A. Overall Diameter	B. Cutting Edge Length	C. Shank Diameter	D. Overall Length	Degree
84702M	3/8"	3/8"	3/8"	2"	9°
84709M	1/2"	1/2"	1/2"	2-5/16"	14°
85240M	17/32"	1/2"	1/4"	1-7/8"	15°

CARBIDE-TIPPED FLUSH TRIM V-GROOVE BIT

Micrograin bits used to flush-face frame to cabinet side while at the same time cutting a V-groove down cabinet joint. Also used for creating a decorative V-groove cut.




Item #	A. Overall Diameter	B. Cutting Edge Length	C. Shank Diameter	D. Overall Length	E. Angle	Bearing Diameter
85647M	5/8"	1"	1/2"	3"	90°	1/2"

CARBIDE-TIPPED RABBETING BITS

Micrograin control-cut bits for making rabbeting cuts without the use of a router guide.

- To increase the width of rabbet by 1/16" for 85218M and 85590M, purchase 3/8" diameter bearing 3600900501 and dust shield 3600120507

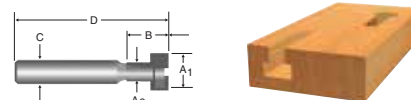


Item #	RW Rabbet Width	A. Overall Dia.	B. Cutting Edge Length	C. Shank Dia.	D. Overall Length	E. Bearing Dia.
85218M	3/8"	1-1/4"	1/2"	1/4"	2"	1/2"
85590M	3/8"	1-1/4"	1/2"	1/2"	2-3/8"	1/2"
85614M	1/2"	1-3/8"	1/2"	1/4"	2"	3/8"
85615M	1/2"	1-3/8"	1/2"	1/2"	2-3/8"	3/8"

KEYHOLE BITS

For plunge and slots cut plus route mounting slots in picture frames and plaques.

- 85608M is a carbide-tipped bit
- 85078 is a high-speed steel bit



Item #	A1. Large Diameter	A2. Small Diameter	B. Cutting Edge Length	C. Shank Diameter	D. Overall Length
85078	3/8"	3/16"	3/16"	1/4"	1-7/8"
85608M	3/8"	3/16"	7/16"	1/4"	1-9/16"

CARBIDE-TIPPED DOORLIP BIT

Micrograin bit achieves a popular shaper-quality, door-lip cut with a router.

- Recommended for use with a router table




Item #	A. Overall Diameter	B. Cutting Edge Length	C. Shank Diameter	D. Overall Length	E. Angle	F. Radius
85603M	1-9/16"	1"	1/2"	3"	5.5°	3/8"

SLOTTING/ARBOR CUTTERS



ARBORS FOR SLOTTING CUTTERS

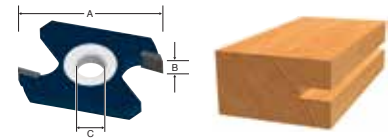
For use with two-wing and three-wing slotting cutters.



Item #	Arbor Dia.	Bearing Dia.	Length	Shank Dia.	For Use With	Used on Part No.
82811	5/16"	7/8"	3"	1/2"	Three-wing slotting cutters	All
92813C	5/16"	—	2"	1/4"	Three-wing slotting cutters	All
82808	1/4"	5/8"	1-29/32"	1/4"	Two-wing slotting cutters	85505M, 85506M, 85507M, 85508M
82810	5/16"	7/8"	2-5/8"	1/4"	Two-wing slotting cutters	85517M, 85520M, 92837

TWO-WING SLOTTING CUTTER

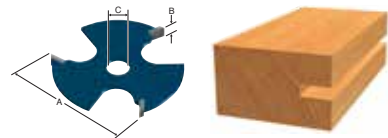
Micrograin control-cut bits used for making slots for T-molding and weatherstripping.



Item #	A. Overall Diameter	B. Cutting Edge Length	C. Shank Diameter	Depth of Cut
85505M	1-3/16"	1/4"	1/4"	9/32"

THREE-WING SLOTTING CUTTERS

Micrograin bits used for making slots for T-molding and weatherstripping.



Item #	A. Overall Diameter	B. Cutting Edge Length	C. Shank Diameter	Depth of Cut
85526M	1-7/8"	1/16"	5/16" (bore)	1/2"
85527M	1-7/8"	5/64"	5/16" (bore)	1/2"
85528M	1-7/8"	3/32"	5/16" (bore)	1/2"
85529M	1-7/8"	1/8"	5/16" (bore)	1/2"
85530M*	1-7/8"	5/32"	5/16" (bore)	1/2"
85609M	1-7/8"	3/16"	5/16" (bore)	1/2"
85610M	1-7/8"	1/4"	5/16" (bore)	1/2"

*85530M is used for biscuit joint cutting

ROUTER BIT COMPONENTS

NON-MARRING BEARINGS

Non-marring, high-precision bearings are specially engineered and fitted with sleeves to prevent scratching on all surfaces. Use with piloted router bits including laminate trim and edge-forming bits.



Item #	Inside Diameter	Outside Diameter
NMB004	3/16"	1/2"
NMB005	1/4"	5/8"
NMB006	1/4"	3/4"

NON-MARRING BEARING SET

Item #	# of Pieces	Includes
NMB300	3	(1) NMB004, (1) NMB005, (1) NMB006

BEARING ENLARGERS

Use Bosch bearing enlargers for changing profiles, widths and rabbeting depths of ball bearing-piloted router bits with 3/16" O.D. pilots.



Item #	Inside Diameter	Outside Diameter
BE006	3/16"	3/4"
BE007	3/16"	7/8"
BE008	3/16"	1"
BE009	3/16"	1-1/8"

BEARING ENLARGER SET

Item #	# of Pieces	Includes
BE400	4	(1) BE006, (1) BE007, (1) BE008, (1) BE009

ROUTER BIT SETS

Item #	# of Pieces	Includes	Case Type
RBS010	10	Straight/mortising bits: (1) 85460M, (1) 85265M, (1) 85249M; surface forming bits: (1) 85444M, (1) 85219M; cabinetry/joinery bit: (1) 84709M; edge forming bits: (1) 85594M, (1) 85592M, (1) 85597M; trimming/cutout bit: (1) 85441M	Wood base with clear plastic top
RBS003	3	Cabinetry/joinery bits: (1) 85626M, (1) 85627M, (1) 85640M	Wood base with clear plastic top
RBS006	6	Trimming/cutout bit: (1) 85268M; straight/mortising bits: (1) 85613M, (1) 85227M; edge forming bits: (1) 85294M, (1) 85298M; cabinetry/joinery bit: (1) 84703M	Wood base with clear plastic top
RBS004	4	Edge forming bits: (1) 85294M, (1) 85298M; trimming/cutout bit: (1) 85268M; straight/mortising bit: (1) 85613M plus bonus 3/8" bearing (when used on 85294M will make a beading bit)	Wood base with clear plastic top



ROUTERS, SANDERS AND PLANERS
ROUTER BITS



BOSCH
Invented for life

RANDOM ORBIT SANDER/POLISHER

ROS65VC

PAD DAMPENING SYSTEM
Helps prevent swirl marks

**MULTIPLE ERGONOMIC
SOFT-GRIP POSITIONS**
Reduces hand fatigue

VARIABLE-SPEED DIAL
Allows matching of speed and
power to workpiece and task
for best performance



**HIGH-PERFORMANCE
SOFT MICROCELLULAR
HOOK-AND-LOOP
BACKING PAD**
Conforms to
many contours

**ACCEPTS TWO
PAD SIZES**
▶ 6" backing pads
(6-hole)
▶ 5" backing pads
(8-hole)

TWO DUST COLLECTION SYSTEMS
▶ Microfilter dust canister with
integrated paper filter and
screw-off cap
▶ Vacuum hose connection with
airflow control

**OUT-OF-THE-BOX CONNECTIVITY
TO MOST VACUUM HOSES**
▶ Bosch hoses
▶ 1-1/4" and 1-1/2" hoses
▶ European 35mm hoses

ROUTERS, SANDERS AND PLANERS
SANDERS/POLISHERS



VIBRATION CONTROL™

Exclusive Bosch suspension system, using eight heavy-duty foam blocks, minimizes vibration for superior handling and maximum comfort.

5" RANDOM ORBIT SANDER/POLISHER

ROS65VC-5



- ▶ Vibration Control™—Exclusive Bosch suspension system minimizes vibration for superior handling and maximum comfort
- ▶ 3.3 Amp Rating—Among the highest in its class
- ▶ Two Dust Collection Systems—Microfilter dust canister with integrated paper filter and screw-off cap or vacuum hose connection with airflow control
- ▶ Accepts 5" or 6" sanding pads

INCLUDES

Soft 5" Pad **RS038**
 5" Sanding Disc
 Tubular Dust Canister **2605411234**
 Vacuum Hose Adapter **VAC024**
 Pad Wrench **1907950006**
 Removable Front Handle **2602026175**

Specifications	
Rating	120V
Amperage	3.3
No Load OPM	5,500–12,000
Eccentric Offset	5/64" (2mm)
Disc Size	5"
Length	16-1/8"
Width	5"
Height	6.9"
Weight	5.3 lbs.

Optional dust collection attachments available on pages 302 and 320.

6" RANDOM ORBIT SANDER/POLISHER

ROS65VC-6



Same features as ROS65VC-5 above.

INCLUDES

Soft 6" Pad **RS6045**
 6" Sanding Disc
 Tubular Dust Canister **2605411234**
 Vacuum Hose Adapter **VAC024**
 Pad Wrench **1907950006**
 Removable Front Handle **2602026175**

Specifications	
Rating	120V
Amperage	3.3
No Load OPM	5,500–12,000
Eccentric Offset	5/64" (2mm)
Disc Size	6"
Length	14-1/4"
Width	6"
Height	6.9"
Weight	5.3 lbs.

Optional dust collection attachments available on pages 302 and 320.



ROUTERS, SANDERS AND PLANERS
 SANDERS/POLISHERS



BOSCH
 Invented for life

5" SINGLE-SPEED PALM RANDOM ORBIT SANDER/POLISHER

ROS10



- ▶ Multipurpose sander with pad that both orbits and rotates, delivering a well-blended, ultra-smooth surface finish with fast removal rate
- ▶ Comfortable Soft-Grip Top and Body—Multiple grip positions to prevent hand fatigue
- ▶ Integral Pad Dampening System—Helps prevent swirl marks
- ▶ Bosch Microfilter Dust Canister with Integrated Paper Filter—Optimal system for filtering fine dust

INCLUDES

Soft Backing Pad **RS034**
 Microfilter Dust Canister **2609199179**
 Vacuum Hose Adapter for 1-1/4", 1-1/2"
 and Bosch Vacuum Hoses **VAC002**
 Sanding Disc

Specifications	
Rating	120V
Amperage	2.5
No Load OPM	12,000
Eccentric Offset	3/64" (1.25mm)
Disc Size	5" (125mm)
Length	9"
Width	5"
Height	6"
Weight	3.5 lbs.

Optional dust collection attachments available on pages 302 and 320.

5" PALM RANDOM ORBIT SANDER/POLISHER KIT

ROS20VSC



Same features as ROS10 above.

- ▶ Variable-Speed Dial—Allows match of speed to workpiece and task

INCLUDES

Soft Backing Pad **RS034**
 Microfilter Dust Canister **2609199179**
 Vacuum Hose Adapter for 1-1/4", 1-1/2"
 and Bosch Vacuum Hoses **VAC002**
 Sanding Disc
 Carrying Bag

Specifications	
Rating	120V
Amperage	2.5
No Load OPM	7,500–12,000
Eccentric Offset	3/64" (1.25mm)
Disc Size	5" (125mm)
Length	9"
Width	5"
Height	6"
Weight	3.5 lbs.

Optional dust collection attachments available on pages 302 and 320.

5" PALM RANDOM ORBIT SANDER/POLISHER KIT

ROS20VSK



Same features as ROS10 above.

- ▶ Variable-Speed Dial—Allows match of speed to workpiece and task

INCLUDES

Soft Backing Pad **RS034**
 Microfilter Dust Canister **2609199179**
 Vacuum Hose Adapter for 1-1/4", 1-1/2"
 and Bosch Vacuum Hoses **VAC002**
 Sanding Disc
 Carrying Case

Specifications	
Rating	120V
Amperage	2.5
No Load OPM	7,500–12,000
Eccentric Offset	3/64" (1.25mm)
Disc Size	5" (125mm)
Length	9"
Width	5"
Height	6"
Weight	3.5 lbs.

Optional dust collection attachments available on pages 302 and 320.

5" RANDOM ORBIT SANDER/POLISHER

3725DEVS



- ▶ Multipurpose sander with pad that both orbits and rotates, delivering a well-blended, ultra-smooth surface finish with fast removal rate
- ▶ Integral Pad Dampening System—Helps prevent swirl marks
- ▶ Rugged Die-Cast Aluminum Gear Housing with Dual-Bearing Pad Mount—Long-life design eliminates wobble and vibration
- ▶ Bosch Microfilter Dust Canister with Integrated Paper Filter—Optimal system for filtering fine dust

INCLUDES

Soft Backing Pad **RS031**
 5mm Hex Pad Wrench **1907950006**
 Microfilter Dust Canister **RS026**
 Sanding Disc
 Removable Front Handle **2602026069**
 Vacuum Hose Adapters **RS006** and **VAC002**

Specifications	
Rating	120V
Amperage	3.3
No Load OPM	4,500–12,000
Eccentric Offset	3/32" (2.5mm)
Disc Size	5" (125mm)
Length	12"
Width	5"
Height	5.25"
Weight	5.1 lbs.

Optional dust collection attachments available on pages 302 and 320.

6" RANDOM ORBIT SANDER/POLISHER

3727DEVS



Same features as 3725DEVS above.

INCLUDES

Soft Backing Pad **RS6045**
 5mm Hex Pad Wrench **1907950006**
 Microfilter Dust Canister **RS026**
 Sanding Disc
 Removable Front Handle **2602026069**
 Vacuum Hose Adapters **RS006** and **VAC002**

Specifications	
Rating	120V
Amperage	3.3
No Load OPM	4,500–12,000
Eccentric Offset	5/64" (2.0mm)
Disc Size	6" (150mm)
Length	12"
Width	6"
Height	5.25"
Weight	5.2 lbs.

Optional dust collection attachments available on pages 302 and 320.

6" DUAL-MODE RANDOM ORBIT SANDER/POLISHER

1250DEVS



- ▶ Multipurpose Sander with Two Sanding Modes: Random-orbit mode for normal stock removal or fine finishing and turbo eccentric-orbit mode for aggressive stock removal at five times random orbit sander removal rate
- ▶ Integral Pad Dampening System—Helps prevent swirl marks
- ▶ Rugged Die-Cast Aluminum Gear Housing with Dual-Bearing Pad Mount—Long-life design eliminates wobble and vibration
- ▶ Built-In Dust Port—Passive dust collection system. Vacuum cleaner and hose required. Accepts Bosch VAC025 and VAC009 vacuum hoses or VAC002 hose adapter

INCLUDES

Soft Backing Pad **RS6045**
 Dust Tube **2601328072**
 5mm Hex Pad Wrench **1907950006**
 Ambidextrous Auxiliary Handle **2602025067**
 Sanding Disc
 Vacuum Hose Adapter **VAC002**

Specifications	
Rating	120V
Amperage	6.5
No Load OPM	3,100–6,650
No Load RPM (in Turbo Mode)	270–600
Eccentric Offset	3/32" (2.5mm)
Disc Size	6" (150mm)
Sanding Plate Size	6"
Orbit Diameter	3/16"
Length	12"
Width	6"
Height	6"
Weight	5.3 lbs.

Optional dust collection attachment available on page 320.



ROUTERS, SANDERS AND PLANERS
 SANDERS/POLISHERS



BOSCH
 Invented for life

RANDOM ORBIT SANDER/POLISHER DUST COLLECTION ATTACHMENTS

MICROFILTER DUST CANISTERS

- ▶ The optimal on-tool system for collecting fine dust
- ▶ Integrated paper filter traps particles as small as a 1/2 micron in diameter
- ▶ Easy to empty and clean



2609199179



2605411234



RS026

Item #	Description
2609199179	Fits models ROS20VS and ROS10
2605411234	Fits models ROS65VC-5 and ROS65VC-6
RS026	Fits models 3107DVS, 3725DVS, 3727DVS, 3725DEVS, 3727DEVS

HOSE ADAPTER

- ▶ Use with Bosch vacuum hoses or Bosch vacuum hose adapters VAC002 or VAC024



Item #	Description
RS006	Fits models 1295D, 1295DH, 1295DP, 1295DVS, 3107DVS, 3725DVS, 3727DVS, 3725DEVS, 3727DEVS

SANDING DISCS AND ACCESSORIES

SANDING COLOR-CODING GUIDE



PREMIUM RESIN-BONDED ALUMINUM OXIDE

- ▶ Long-lasting performance
- ▶ Best for sanding wood, wood composites and other materials



STEARATE COATING OVER DOUBLE RESIN-BONDED ALUMINUM OXIDE

- ▶ Resists clogging for fast/efficient sanding
- ▶ Best for sanding painted, finished or soft surfaces

GRIT GUIDE

Grit	Description
40	Heavy sanding and stripping
60, 80	Moderate sanding and smoothing
100, 120	Light sanding and cleaning
180	Fine sanding/before first coat
240	Very fine sanding/before finish coat
320	Sanding between finish coats

PSA (SELF-ADHESIVE) SANDING DISCS



Item #	Description	Dia.	Grit	Quantity
RSP060	PSA general-purpose sanding disc, 8 holes	5"	60	25
RSP080	PSA general-purpose sanding disc, 8 holes	5"	80	25
RSP120	PSA general-purpose sanding disc, 8 holes	5"	120	25
RSP240	PSA general-purpose sanding disc, 8 holes	5"	240	25

ABRASIVE SANDING DISCS*



Bosch abrasive sanding discs are made from aluminum oxide for aggressive cutting. The .030" premium fiber withstands heavy-duty use and the arbor hole slots let the disc lie flatter. Used for metal surface finishing, weld blending and rust removal.

Item #	Diameter	Grit	Max. RPM	Quantity
T4220	4-1/2"	24	13,000	25
T4228	4-1/2"	36	13,000	25
T4223	4-1/2"	50	13,000	25
T4224	4-1/2"	60	13,000	25
T4225	4-1/2"	80	13,000	25
T4226	4-1/2"	100	13,000	25
T4227	4-1/2"	120	13,000	25
T4230	5"	24	11,900	25
T4238	5"	36	11,900	25
T4240	7"	24	8,500	25
T4248	7"	36	8,500	25

*For use with small and large angle grinders
See pages 42–50 for angle grinders

SANDING DISCS FOR WOOD



Perfect for multipurpose sanding projects and hardwoods, such as oak and maple, or building boards like plywood. This industrial-strength paper provides users with the highest-quality aluminum oxide grit and resin-bonding agent.

- ▶ Superior performance and long life
- ▶ Bosch sanding discs are cleanly pre-punched with six or eight holes for uniform dust extraction through the pad without creating unwanted swirl marks or scratches on the work surface
- ▶ Available in 5" or 6" discs with hook-and-loop backing

Item #	Description	Dia.	Grit	Quantity
SR5R000	Hook and loop, 8 holes	5"	60–120–240	6
SR5R040	Hook and loop, 8 holes	5"	40	5
SR5R042	Hook and loop, 8 holes	5"	40	25
SR5R045	Hook and loop, 8 holes	5"	40	50
SR5R060	Hook and loop, 8 holes	5"	60	5
SR5R062	Hook and loop, 8 holes	5"	60	25
SR5R065	Hook and loop, 8 holes	5"	60	50
SR5R080	Hook and loop, 8 holes	5"	80	5
SR5R082	Hook and loop, 8 holes	5"	80	25
SR5R085	Hook and loop, 8 holes	5"	80	50
SR5R105	Hook and loop, 8 holes	5"	100	50
SR5R120	Hook and loop, 8 holes	5"	120	5
SR5R122	Hook and loop, 8 holes	5"	120	25
SR5R125	Hook and loop, 8 holes	5"	120	50
SR5R180	Hook and loop, 8 holes	5"	180	5
SR5R182	Hook and loop, 8 holes	5"	180	25
SR5R185	Hook and loop, 8 holes	5"	180	50
SR5R240	Hook and loop, 8 holes	5"	240	5
SR5R242	Hook and loop, 8 holes	5"	240	25
SR5R245	Hook and loop, 8 holes	5"	240	50
SR5R320	Hook and loop, 8 holes	5"	320	5
SR5R322	Hook and loop, 8 holes	5"	320	25
SR5R325	Hook and loop, 8 holes	5"	320	50
SR6R000	Hook and loop, 6 holes	6"	60–120–240	6
SR6R040	Hook and loop, 6 holes	6"	40	5
SR6R042	Hook and loop, 6 holes	6"	40	25
SR6R060	Hook and loop, 6 holes	6"	60	5
SR6R062	Hook and loop, 6 holes	6"	60	25
SR6R080	Hook and loop, 6 holes	6"	80	5
SR6R082	Hook and loop, 6 holes	6"	80	25
SR6R102	Hook and loop, 6 holes	6"	100	25
SR6R120	Hook and loop, 6 holes	6"	120	5
SR6R122	Hook and loop, 6 holes	6"	120	25
SR6R180	Hook and loop, 6 holes	6"	180	5
SR6R182	Hook and loop, 6 holes	6"	180	25
SR6R240	Hook and loop, 6 holes	6"	240	5
SR6R242	Hook and loop, 6 holes	6"	240	25
SR6R320	Hook and loop, 6 holes	6"	320	5
SR6R322	Hook and loop, 6 holes	6"	320	25



ROUTERS, SANDERS AND PLANERS
SANDER/POLISHER ACCESSORIES




BOSCH
Invented for life

BACKING PAD GUIDE

Firmness	Application
Extra Soft	Ideal for curved or contoured surfaces
Soft	Ideal for general-purpose sanding and polishing
Hard	Ideal for flat surfaces and fast removal

BACKING PADS FOR RANDOM ORBIT SANDERS

For use with abrasive discs and polishing bonnets on random orbit sanders. The flexible rubber pad allows flat or contour sanding without gouging.



5", eight-hole pads for models ROS10 and ROS20VS

Item #	Description
RS033	Extra soft, hook and loop
RS034	Soft, hook and loop
RS035	Hard, hook and loop
RS036	Soft, PSA (self-adhesive) sanding disc

5", eight-hole pads for models 1295DP, 1295D, 1295DH, 1295DVS, 3107DVS, 3725DVS and 3725DEVS

Item #	Description
RS030	Extra soft, hook and loop
RS031	Soft, hook and loop
RS032	Hard, hook and loop
RSP019	Medium, PSA (self-adhesive) sanding disc

5", eight-hole pad for model ROS65VC


Item #	Description
RS038	Soft, hook and loop

6", six-hole pads for models 1250DEVS, 3727DVS, 3727DEVS and ROS65VC

Item #	Description
RS6044	Extra soft, hook and loop
RS6045	Soft, hook and loop
RS6046	Hard, hook and loop




BACKING PADS FOR OSCILLATORS AND DETAIL SANDER



Pad for models MX25E, MX30E, MXH180 and PS50

Item #	Description
SDP001	Soft, hook and loop



Pad for models GOP12V-28, GOP18V-28, GOP40-30 and GOP55-36

Item #	Description
OSL350SD	Soft, hook and loop



Pads for 1294DVS Detail Sander (All are hook and loop)

Item #	Description
2608000174	Soft flat regular pad
2608000198	Hard ovular narrow extension plate
2608000199	Hard flat narrow extension plate
2608000200	Hard flat narrow extension plate

POLISHING BONNETS AND DISCS

Polishing and buffing accessories, including bonnets, buffing pads and applicator pads, are available in a variety of sizes, pile heights and materials for professional use.



RS013



RS014

Item #	Description	Diameter	Quantity
RS013	Sponge applicator pad	5"	1
RS014	Buffing pad	5"	1

DETAIL SANDING SHEETS AND PAD FOR CORNER/DETAIL SANDERS AND OSCILLATING MULTI-TOOLS

DETAIL SANDING SHEETS FOR WOOD



Perfect for multipurpose sanding projects and hardwoods, such as oak and maple, or building boards like plywood. This industrial-strength paper provides users with the highest-quality aluminum oxide grit and resin-bonding agent.

- ▶ Premium resin-bonded aluminum oxide open coat
- ▶ Front-side punching enhances dust control
- ▶ Allows access to corners and other areas that are difficult to sand
- ▶ Triangles also fit all Bosch oscillating tools and similar oscillating tools

Item #	Description	Grit	Quantity
SDTR000	Assorted grits, hook and loop, triangle, 6 holes	60-120-240	6
SDTR040	Hook and loop, triangle, 6 holes	40	5
SDTR060	Hook and loop, triangle, 6 holes	60	5
SDTR080	Hook and loop, triangle, 6 holes	80	5
SDTR120	Hook and loop, triangle, 6 holes	120	5
SDTR180	Hook and loop, triangle, 6 holes	180	5
SDTR240	Hook and loop, triangle, 6 holes	240	5

SURFACE CONDITIONING ABRASIVE TRIANGLE PAD



Fits Bosch 1294VS detail sander, oscillating tools and similar sanders and oscillating tools.

Item #	Description	Quantity
CS101	Coarse for rust, corrosion and finish removal or scuffing	1

Bosch Starlock® oscillating tools are available on pages 240-242.



ROUTERS, SANDERS AND PLANERS
SANDING ACCESSORIES



BOSCH
Invented for life

1/4 AND 1/2 SHEET ORBITAL FINISHING SANDERS

1/4-SHEET ORBITAL FINISHING SANDER WITH SHEETLOC™

GSS20-40

NEW



- ▶ Precision-Machined Metal Sanding Plate—For even sanding and durability
- ▶ Traditional Clamping Design—Dependable sandpaper grip (pad also accepts stick-on paper)
- ▶ Ergonomic Soft-Grip Top—Provides stable handling and extended comfort
- ▶ Microfilter Dust Canister With Screw-Off Cap—Optimal system for collecting fine dust and easy emptying

INCLUDES

Paper Punchplate **2610920650**
 Sandpaper Sheet
 Microfilter Dust Canister **2609199882**
 1/4-Sheet Sanding Pad **2609170288**

Specifications	
Rating	120V
Amperage	2.0
No Load OPM	12,000
Sanding Plate Size	4-1/2" x 4"
Paper Size	4-1/2" x 5-1/2" (Std. 1/4 sheet)
Stick-On (PSA) Sandpaper Size	4-1/2" x 4-1/2" (Std. 1/4 sheet)
Orbit Diameter	1/16" (1.6mm)
Length	9.8"
Width	4-1/2"
Height	5.6"
Weight	2.5 lbs.

Optional dust collection attachments available below and on page 320.

1/2-SHEET ORBITAL FINISHING SANDER WITH SHEETLOC™ SUPREME

OS50VC



- ▶ Bosch-Exclusive Vibration Control™ Suspension System—Minimizes vibration for superior handling and maximum comfort
- ▶ SheetLoc™ Supreme Sandpaper Attachment System—Pulls regular sandpaper flat and tight
- ▶ Also accepts "stick-on" paper for versatility
- ▶ Two Dust Collection Systems—Microfilter Dust Canister with integrated paper filter and screw-off cap or vacuum hose connection with airflow control

INCLUDES

Paper Punchplate **2608190017**
 Sanding Sheet
 1/2-Sheet Sanding Pad **2600009026**
 Tubular Dust Canister **2605411234**
 Vacuum Hose Adapter **VAC024**
 Removable Front Handle **2602026175**

Specifications	
Rating	120V
Amperage	3.4
No Load OPM	8,000–11,000
Paper Size	4-1/2" x 11" (Std. 1/2 sheet)
Pad Size	4-1/2" x 9" (Std. 1/2 sheet)
Orbit Diameter	3/32" (2.4mm)
Length	17"
Width	4-1/2"
Height	8"
Weight	6.0 lbs.

Optional dust collection attachments available below and on page 320.

DUST COLLECTION ATTACHMENTS

MICROFILTER DUST CANISTERS



RS024



2605411234

- ▶ The optimal on-tool system for collecting fine dust
- ▶ Integrated paper filter traps particles as small as a 1/2 micron in diameter
- ▶ Easy to empty and clean

Item #	Description
RS024	Fits model 1297D
2605411234	Fits model OS50VC
2609199882	Fits model GSS20-40

HOSE ADAPTER



- ▶ Use with Bosch vacuum hoses or Bosch vacuum hose adapters VAC002 or VAC024

Item #	Description
RS006	Fits model 1293D, 1297D

SANDING SHEETS

SANDING SHEETS FOR WOOD



Perfect for multipurpose sanding projects and hardwoods, such as oak and maple, or building boards like plywood.

- ▶ Premium resin-bonded aluminum oxide open coat
- ▶ Ideal for orbital sanders and other applications including hand sanding
- ▶ 4-1/2" x 5-1/2" sheets fit Bosch and other 1/4 sheet sanders

Item #	Size	Grit	Quantity	Bulk Item #	Bulk Quantity
SS4R000	4-1/2" x 5-1/2"	60-120-180	6	—	—
SS4R060	4-1/2" x 5-1/2"	60	5	—	—
SS4R062	4-1/2" x 5-1/2"	60	25	—	—
SS4R080	4-1/2" x 5-1/2"	80	5	—	—
SS4R082	4-1/2" x 5-1/2"	80	25	—	—
SS4R120	4-1/2" x 5-1/2"	120	5	—	—
SS4R122	4-1/2" x 5-1/2"	120	25	—	—
SS4R180	4-1/2" x 5-1/2"	180	5	—	—
SS4R182	4-1/2" x 5-1/2"	180	25	—	—
SS1R060	9" x 11"	60	5	SS1R065	50*
SS1R080	9" x 11"	80	5	SS1R085	50*
SS1R120	9" x 11"	120	5	SS1R125	50*
SS1R180	9" x 11"	180	5	SS1R185	50*

*Bulk sheets are individually UPC barcoded

SANDING BELTS



Bi-directional sanding belts feature butt-splice construction for smooth running in both directions on belt sanders.

- ▶ Designed for superior performance on wood, metal, plastic, fiberglass and other materials
- ▶ Open-coat aluminum oxide abrasive resists loading for high removal rates and a great finish
- ▶ Double-resin bonding and x-weight backings provide durability and longer belt life
- ▶ Anti-static backing for highest removal and consistent finish

Item #	Size	Grit	Quantity
SCBR000	1-1/2" x 12"	Assorted	3
SCBR041	1-1/2" x 12"	40	10
SCBR061	1-1/2" x 12"	60	10
SCBR081	1-1/2" x 12"	80	10
SCBR121	1-1/2" x 12"	120	10
SCBR180	1-1/2" x 12"	180	3
SCBR240	1-1/2" x 12"	240	3
SB3R000	3" x 18"	Assorted	3
SB3R040	3" x 18"	40	3
SB3R041	3" x 18"	40	10
SB3R060	3" x 18"	60	3
SB3R061	3" x 18"	60	10
SB3R080	3" x 18"	80	3
SB3R081	3" x 18"	80	10
SB3R100	3" x 18"	100	3
SB3R101	3" x 18"	100	10
SB3R120	3" x 18"	120	3
SB3R121	3" x 18"	120	10
SB4R000	3" x 21"	Assorted	3
SB4R040	3" x 21"	40	3
SB4R041	3" x 21"	40	10
SB4R060	3" x 21"	60	3
SB4R061	3" x 21"	60	10
SB4R080	3" x 21"	80	3
SB4R081	3" x 21"	80	10
SB4R100	3" x 21"	100	3
SB4R101	3" x 21"	100	10
SB4R120	3" x 21"	120	3
SB4R121	3" x 21"	120	10
SB5R000	3" x 24"	Assorted	3
SB5R040	3" x 24"	40	3
SB5R041	3" x 24"	40	10
SB5R060	3" x 24"	60	3
SB5R061	3" x 24"	60	10
SB5R080	3" x 24"	80	3
SB5R081	3" x 24"	80	10
SB5R100	3" x 24"	100	3
SB5R101	3" x 24"	100	10
SB5R120	3" x 24"	120	3
SB5R121	3" x 24"	120	10
SB6R040	4" x 24"	40	3
SB6R041	4" x 24"	40	10
SB6R060	4" x 24"	60	3
SB6R061	4" x 24"	60	10
SB6R080	4" x 24"	80	3
SB6R081	4" x 24"	80	10
SB6R100	4" x 24"	100	3
SB6R101	4" x 24"	100	10
SB6R120	4" x 24"	120	3
SB6R121	4" x 24"	120	10

BELT SANDER ATTACHMENTS

SANDING STAND

- ▶ Turns your portable belt sander into a stationary sander
- ▶ Professional accessory eliminates makeshift solutions
- ▶ Clamps sander in horizontal or vertical position
- ▶ Use only in conjunction with sanding fence 2607001079 (sold separately)



Item #	Description
1608030024	Fits model 1274DVS

SANDING FENCE

- ▶ Use with sanding stand to shape stock held against belt
- ▶ Fences can be mounted alongside belt or across sander
- ▶ Use without stand to guide sander on edges



Item #	Description
2607001079	Fits model 1274DVS



ROUTERS, SANDERS AND PLANERS
SANDING ACCESSORIES



BOSCH
Invented for life


3-1/4" PLANER KIT

PL2632K

NEW

6.5 AMP RATING, 16,500 RPM

For fast, even stock removal and smooth finish



LOCK-ON BUTTON

LOCK-OFF BUTTON

RATCHETING FOOLPROOF DEPTH CONTROL

OPTIMALLY ANGLED HANDLE

For forward motion of tool with soft grip comfort

SEPARATE INCH/METRIC SCALES

BALL-JOINT CORD SWIVEL

SPRING-LOADED BUILT-IN STAND (NOT SHOWN)

CENTERED GROOVE
For chamfering

VERSATILE TWO-BLADE SYSTEM

Can be converted to large high-speed steel blades using optional accessories

POLY MICRO-V DRIVE BELT
For enhanced belt durability

SHAVINGS EJECTION CONTROL

Allows left or right ejection

DUAL-MOUNT GUIDE FENCE

With straight and 3° bevel plastic overshoes

ROUTERS, SANDERS AND PLANERS
PLANERS



3-1/4" PLANER

PL1632

NEW



LI-ION Cordless option available on pages 107 and 129.



- ▶ Dual-mount guide fence with protective shield for steady planing of door edges with plastic overshoe to prevent marring of door face
- ▶ First-ever power planer to have ambidextrous lock-off release button to help avoid accidental starts, plus a lock-on button for extended operation
- ▶ Aluminum front and rear shoes precision-machined together after assembly to ensure accuracy
- ▶ Electronically counterbalanced, single-blade system automatically positions blade at ideal cutting angle and eliminates uneven planing caused by misaligned blades

INCLUDES

(1) Woodrazor® Blade **PA1202**
Edge Guide Fence with Plastic Overshoe
Shavings Bag **2605411035**
Blade Wrench **1907950003**

Specifications	
Rating	120V
Amperage	6.5
No Load RPM	16,500
Planing Depth	0"-1/16" (1.6mm)
Rabbeting Depth	0"-5/16"
Maximum Planing Width	0"-3-1/4"
Shoe Length	11-1/8"
Cord Length	10 ft.
Weight	6.7 lbs.

Optional dust collection attachments available on page 320.

3-1/4" PLANER KIT

PL2632K

NEW



- ▶ Dual-mount guide fence with protective shield for steady planing of door edges with plastic overshoe to prevent marring of door face
- ▶ First-ever power planer to have ambidextrous lock-off release button to help avoid accidental starts, plus a lock-on button for extended operation
- ▶ Versatile two-blade system can be converted for use with large high-speed steel blades (optional accessories required)
- ▶ Ejection control allows shavings to be directed left or right

INCLUDES

(2) Woodrazor® Blades **PA1202**
Edge Guide Fence with Plastic Overshoe
3° Plastic Overshoe **PA1209**
Shavings Bag **2605411035**
Blade Wrench **2607950025**
Carrying Case

Specifications	
Rating	120V
Amperage	6.5
No Load RPM	16,500
Planing Depth	0"-2/32" (2.6mm)
Rabbeting Depth	0"-5/16"
Maximum Planing Width	0"-3-1/4"
Shoe Length	11-1/8"
Cord Length	10 ft.
Weight	6.3 lbs.

Optional dust collection attachments available on page 320.



ROUTERS, SANDERS AND PLANERS
PLANERS



BOSCH
Invented for life

PLANER ACCESSORIES AND ATTACHMENTS

WOODRAZOR® MICROGRAIN CARBIDE PLANER BLADES (2)

- ▶ Toughest, most durable planer blade available
- ▶ Lasts up to 30% longer than standard tungsten carbide blades
- ▶ 10% sharper than standard carbide blades
- ▶ Double edged, reversible
- ▶ Made of micrograin tungsten carbide



Item #	Description
PA1202	Fits Bosch and most major brand planer models

GUIDE FENCE

- ▶ Ensures consistent planing through entire workpiece
- ▶ Protective shield covers section of blade not in use
- ▶ Mounts on either side of tool



Item #	Description
PA1207	Fits 3365, 1594, 53514, 53518, PLH181 and PL1682

HIGH-SPEED STEEL BLADES WITH RETAINERS (2)

- ▶ Factory leveled for immediate installation on planer
- ▶ Can be resharpened
- ▶ Bosch PA1206 blade-leveling fixture is required for reinstallation after resharpening



Item #	Description
PA1204	For use with the Bosch PL2632 and 1594 planers

HIGH-SPEED STEEL BLADE LEVELING FIXTURE

- ▶ Required for installation of new and resharpened PA1205 and PA1204 high-speed steel blades



Item #	Description
PA1206	For use with the Bosch PL2632 and 1594 planers with PA1204 and PA1205 high-speed steel blades

HIGH-SPEED STEEL BLADES (2)

- ▶ Can be resharpened
- ▶ High-speed steel blade retainers required (PA1204)
- ▶ Bosch PA1206 blade-leveling fixture is required for installation and reinstallation after resharpening



Item #	Description
PA1205	For use with the Bosch PL2632 and 1594 planers and many competitor models

RABBETING DEPTH STOPS FOR PLANERS




Item #	Description
2607000073	Fits models 3365, 53514, 53518 and PLH181
1608132006	Fits model 1594, PL1682, PL1632 and PL2632

3° BEVEL FENCE OVERSHOE

NEW

- ▶ Allows easy 3° bevels of door edges
- ▶ No-mar plastic design prevents marring of workpiece
- ▶ Fits on dual-mount fence included with PL1632 and PL2632K



Item #	Description
PA1209	3° overshoe for dual-mount planer fence

SHAVINGS BAG

- ▶ Extra-large shavings bag keeps work area clean



Item #	Description
2605411035	Fits 3365, 1594, 53514, 53518, PLH181, PL1682, PL1632 and PL2632

METAL CASE



Item #	Description
2610906281	For use with Bosch planers

ROUTERS, SANDERS AND PLANERS
PLANER ACCESSORIES



SPECIALTY

FOAM RUBBER CUTTER

FOAM RUBBER CUTTER

1575A




- ▶ Heavy duty for fast production cutting of all densities of foam rubber and flexible plastic foams
- ▶ Versatile—Will cut all types of carpeting
- ▶ Quick toolless blade change
- ▶ Long, paddle-type switch and slim motor housing are easy to grip

INCLUDES

Tool body/motor unit only. Order blades, guides and footplate separately

Specifications	
Rating	120V AC
Amperage	3.2
No Load Strokes/Min	3,200
Available Blade Lengths	3", 5", 8" or 12"
Length	9.75"
Weight	3.3 lbs.

FOAM RUBBER CUTTER ATTACHMENTS AND ACCESSORIES



Blade Pair

Footplate

Guide

Item #	Size	Blade Pair	Guide
2607018013	3"	Blade pair	—
2608135023	3"	—	Guide
2607018010	5"	Blade pair	—
2608135020	5"	—	Guide
2607018011	8"	Blade pair	—
2608135021	8"	—	Guide
2607018012	12"	Blade pair	—
2608135022	12"	—	Guide
2608000908	Fits all sizes	Footplate	—

SPECIALTY TOOLS AND ACCESSORIES

HEAT GUN

HEAT GUN

1942



- ▶ Powerful Blower—Provides high-volume air needed for industrial applications
- ▶ Air Intake Regulator—Adjusts the temperature to requirements of the job
- ▶ Cool Air Setting—Allows heating element to cool down
- ▶ Integral Adjustable Stand—Allows stationary use with multi-position holder

This tool is not available in Canada.

Specifications	
Rating	120V AC
Amperage	14.3
Temperature Range	750–1,000° F
Blower Air Volume	23 C.F.M.
Length	8"
Weight	3.5 lbs.

HEAT GUN ATTACHMENTS



Reflector

- ▶ Fits 1944LCDK and 1943LCD

Item #	Description
HG040	Reflector



Small Reflector

- ▶ Fits 1942

Item #	Description
3609390500	Small Reflector
3609390501	Large Reflector
3609390502	Heat Concentrator



Large Reflector



Heat Concentrator